



References Version 1, Operative 23/8/2000

Chapter 3, BSX Listing Rules

Wantirna Community Financial Services Limited

Name of entity

43 18 000 230

ABN, ACN or ARBN

Half yearly (tick)

Annual (tick)

31 December 2011

Half year/financial year ended ('Current period')

Summary

				\$A,000
Sales revenue or operating revenue	up	1%	to	270
Profit before abnormal items and after tax	down	55%	to	13
Abnormal items before tax		gain (loss) of		-
Profit (loss) after tax but before outside equity interests	down	55%	to	13
Extraordinary items after tax attributable to members		gain (loss) of		-
Profit (loss) for the period attributable to members	down	55%	to	13

Dividends (distributions)	Franking rate applicable	100%
Current period	Final	5¢
	Interim	-
Previous corresponding period	Final	-
	Interim	-
Record date for determining entitlements to the dividend, (in the case of a trust distribution)		

Annexure 3A
Half Yearly/Yearly Disclosure

Short details of any bonus or cash issue or other items(s) of importance not previously released to BSX:

--

Consolidated profit and loss account

	Current period \$A'000	Previous corresponding period \$A'000
Sales revenue or operating revenue	270	268
Expenses from ordinary activities	(251)	(227)
Borrowing costs	-	-
Share of net profit (loss) of associates and joint venture entities	-	-
Profit (loss) from ordinary activities before tax	19	41
Income tax on ordinary activities	(6)	(12)
Profit (loss) from ordinary activities after tax	13	29
Outside equity interests	-	-
Profit (loss) from ordinary activities after tax attributable to members	13	29
Profit (loss) from extraordinary activities after tax attributable to members	-	-
Profit (loss) for the period attributable to members	13	29
Retained profits (accumulated losses) at the beginning of the financial period	(233)	(308)
Net transfers to and from reserves	-	-
Net effect of changes in accounting policies	-	-
Dividends paid or payable	(46)	-
Retained profits (accumulated losses) at end of financial period	(266)	(279)

Annexure 3A
Half Yearly/Yearly Disclosure

Profit restated to exclude amortisation of goodwill

	Current period \$A'000	Previous corresponding period \$A'000
Profit (loss) from ordinary activities after tax before outside equity interests and amortisation of goodwill	13	29
Less (plus) outside equity interests	-	-
Profit (loss) from ordinary activities after tax (before amortisation of goodwill) attributable to members	13	29

Revenue and expenses from operating activities

	Current period \$A'000	Previous corresponding period \$A'000
Details of revenue and expenses		
Commission Revenue	263	263
Bank Interest Income	7	5
Other Revenue	-	-

Intangible and extraordinary items

	Consolidated - current period		
	Before tax \$A'000	Related tax \$A'000	After tax \$A'000
Amortisation of goodwill	-	-	-
Amortisation of other intangibles	5	-	5
Total amortisation of intangibles	5	-	5
Extraordinary items (details)	-	-	-
Total extraordinary items	-	-	-

Annexure 3A
Half Yearly/Yearly Disclosure

Comparison of half year profits

(Annual statement only)

	Current year - \$A'000	Previous year - \$A'000
Consolidated profit (loss) from ordinary activities after tax attributable to members reported for the 1st half year	-	-
Consolidated profit (loss) from ordinary activities after tax attributable to members for the 2nd half year	-	-

Consolidated balance sheet

Current assets	At end of current period \$A'000	As shown in last annual report \$A'000	As in last half yearly statement \$A'000
Cash	270	329	244
Receivable	51	36	36
Investments	-	-	-
Inventories	-	-	-
Other (provide details if material)	-	-	-
Total current assets	321	365	280
Non-current assets			
Receivables	-	-	-
Investments	-	-	-
Other property, plant and equipment (net)	198	205	212
Intangibles (net)	88	23	24
Other (Deferred Tax Asset)	101	106	127
Total non-current assets	387	334	364
Total assets	708	699	643
Current liabilities			
Accounts payable	63	22	16
Borrowings	-	-	-
Provisions	10	11	10
Other (provide details if material)	-	-	-
Total current liabilities	73	33	26

Annexure 3A
Half Yearly/Yearly Disclosure

Non-current liabilities			
Accounts payable	-	-	-
Borrowings	-	-	-
Provisions	9	7	5
Other (provide details if material)	-	-	-
Total non-current liabilities	9	7	5
Total liabilities	82	40	31
Net assets	625	659	612
Equity			
Capital	891	891	891
Reserves	-	-	-
Retained profits (accumulated losses)	(266)	(232)	(279)
Equity attributable to members of the parent entity	-	-	-
Outside equity interests in controlled entities	-	-	-
Total equity	625	659	612
Preference capital and related premium included	-	-	-

Consolidated statement of cash flows

Cash flows related to operating activities	Current period \$A'000	Previous corresponding period \$A'000
Receipts from customers	273	256
Payments to suppliers and employees	(260)	(220)
Dividends received	-	-
Interest and other items of similar nature received	7	5
Interest and other costs of finance paid	-	-
Income taxes paid	-	-
Other (provide details if material)	-	-
Net operating cash flows	20	42

Annexure 3A
Half Yearly/Yearly Disclosure

Cash flows related to investing activities		
Payments for purchases of property, plant and equipment	-	-
Proceeds from sale of property, plant and equipment	-	-
Payment for purchases of equity investments	-	-
Proceeds from sale of equity investments	-	-
Loans to other entities	-	-
Loans repaid by other entities	-	-
Other (payment of intangible assets)	(33)	-
Net investing cash flows	(33)	-
Cash flows related to financing activities		
Proceeds from issues of securities (shares, options, etc.)	-	-
Proceeds from borrowings	-	-
Repayment of borrowings	-	-
Dividends paid	(46)	-
Other (provide details if material)	-	-
Net financing cash flows	(46)	-
Net increase (decrease) in cash held	(58)	42
Cash at beginning of period (see Reconciliation of cash)	329	202
Exchange rate adjustments	-	-
Cash at end of period (see Reconciliation of cash)	270	244

Non-cash financing and investing activities

Details of financing and investing transactions which have had a material effect on consolidated assets and liabilities but did not involve cash flows are as follows. If an amount is quantified, show comparative amount.

--	--

Annexure 3A
Half Yearly/Yearly Disclosure

Reconciliation of cash

Reconciliation of cash at the end of the period (as shown in the consolidated statement of cash flows) to the related items in the accounts is as follows.

	Current period \$A'000	Previous corresponding period \$A'000
Cash on hand and at bank	270	15
Deposits at call		229
Bank overdraft	-	-
Other (provide details)	-	-
Total cash at end of period	270	244

Ratios

	Current period	Previous corresponding period
Profit before tax/sales		
Consolidated profit (loss) from ordinary activities before tax as a percentage of sales revenue	7%	15%
Profit after tax/equity interests		
Consolidated profit (loss) from ordinary activities after tax attributable to members as a percentage of equity (similarly attributable) at the end of the period	2%	5%

Earnings per security (EPS)

	Current period	Previous corresponding period
Calculation of basic, and fully diluted, EPS in accordance with AASB 1027: Earnings per Share		
(a) Basic EPS	1.40c	3.12c
(b) Diluted EPS (if materially different from (a))	-	-

NTA backing

	Current period	Previous corresponding period
Net tangible asset backing per ordinary security	47c	50c

Annexure 3A
Half Yearly/Yearly Disclosure

Details of specific receipts/outlays, revenues/expenses

	Current period A\$'000	Previous corresponding period \$A'000
Interest revenue included	7	5
Interest revenue included but not yet received (if material)	3	3
Interest costs excluded from borrowing costs capitalised in asset values	-	-
Outlays (excepts those arising from the acquisition of an existing business) capitalised in intangibles (if material)	-	-
Depreciation (excluding amortisation of intangibles)	7	7
Other specific relevant items	-	-

Control gained over entities having material effect

Name of entity	N/A
Consolidated profit (loss) from ordinary activities and extraordinary items after tax of the entity since the date in the current period on which control was acquired	\$-
Date from which such profit has been calculated	-
Profit (loss) from ordinary activities and extraordinary items after tax of the entity for the whole of the previous corresponding period	\$-

Loss of control of entities having material effect

Name of entity	N/A
Consolidated profit (loss) from ordinary activities and extraordinary items after tax of the entity for the current period to the date of loss of control	\$-
Date from which the profit (loss) has been calculated	-
Consolidated profit (loss) from ordinary activities and extraordinary items after tax of the entity while controlled during the whole of the previous corresponding period	\$-
Contribution to consolidated profit (loss) from ordinary activities and extraordinary items from sale of interest leading to loss of control	\$-

Reports for industry and geographical segments

Segments

Operating Revenue

Sales to customers outside the economic entity

Inter-segment sales

Unallocated revenue

Total revenue

Segment result

Unallocated expenses

Consolidated profit from ordinary activities after tax (before equity accounting)

Segment assets)	<i>Comparative data for segment assets should be as at the end of the previous corresponding period</i>
Unallocated assets)	
Total assets)	

Dividends

Date the dividend is payable

-

Record date to determine entitlements to the dividend (ie. on the basis of registrable transfers received up to 5.00 pm)

-

Amount per security

		<i>Franking rate applicable</i>	100%	%	%
<i>(annual report only)</i>					
Final dividend:	Current year	5¢	N/A	-¢	N/A
	Previous year	-¢	¢	-¢	¢
<i>(Half yearly and annual statements)</i>					
Interim dividend:	Current year	-¢	N/A	-¢	N/A
	Previous year	-¢	-¢	-¢	-¢

Annexure 3A
Half Yearly/Yearly Disclosure

Total annual dividend (distribution) per security

(Annual statement only)

	Current year	Previous year
Ordinary securities	-¢	-¢
Preference securities	-¢	-¢

Total dividend (distribution)

	Current period \$A'000	Previous corresponding period - \$A'000
Ordinary securities	\$46	\$-
Preference securities	\$-	\$-
Total	\$46	\$-

Half yearly report – interim dividend (distribution) on all securities or Annual report – final dividend (distribution) on all securities

	Current period \$A'000	Previous corresponding period - \$A'000
Ordinary securities	\$-	\$-
Preference securities	\$-	\$-
Total	\$-	\$-

The dividend or distribution plans shown below are in operation.

The last date(s) for receipt of election notices to the dividend or distribution plans

Any other disclosures in relation to dividends (distributions)

Annexure 3A
Half Yearly/Yearly Disclosure

Equity accounted associated entities and other material interests

Equity accounting information attributable to the economic entity's share of investments in associated entities must be disclosed in a separate notice. See AASB 1016: Disclosure of Information about Investments in Associated Companies.

Entities share of:	Current period A\$'000	Previous corresponding period A\$'000
Profit (loss) from ordinary activities before tax.	-	-
Income tax	-	-
Profit (loss) from ordinary activities after tax	-	-
Extraordinary items net of tax	-	-
Net profit (loss)	-	-
Outside equity interests	-	-
Net profit (loss) attributable to members	-	-

Material interests in entities which are not controlled entities

The entity has an interest (that is material to it) in the following entities.

Name of entity	Percentage of ownership interest held at end of period or date of disposal		Contribution to profit (loss) from ordinary activities and extraordinary items after tax	
	Current period	Previous corresponding period	Current period \$A'000	Previous corresponding period \$A'000
Equity accounted associates and joint venture entities	-	-	-	-
	-	-	-	-
Total	-	-	-	-
Other material interests	-	-	-	-
	-	-	-	-
Total	-	-	-	-

Annexure 3A
Half Yearly/Yearly Disclosure

Issued and listed securities

Description includes rate of interest and any redemption or conversion rights together with prices and dates.

Category of securities	Number issued	Number listed	Issue Price (cents)	Paid-up value (cents)
Preference securities <i>(description)</i>	-	-	-	-
Changes during current period	-	-	-	-
Ordinary securities	921,509	921,509	100	100
Changes during current period	-	-	-	-
Convertible debt securities <i>(description and conversion factor)</i>	-	-	-	-
Changes during current period	-	-	-	-
			Exercise price	Expiry date
Options <i>(description and conversion factor)</i>	-	-	-	-
Changes during current period	-	-	-	-
Exercised during current period	-	-	-	-
Expired during current period	-	-	-	-
Debentures	-	-		
Unsecured Notes	-	-		

Annexure 3A
Half Yearly/Yearly Disclosure

Discontinuing Operations

Consolidated profit and loss account

	Continuing operations		Discontinuing operations		Total entity	
	Current period - \$A'000	Previous corresponding period - \$A'000	Current period - \$A'000	Previous corresponding period - \$A'000	Current period - \$A'000	Previous corresponding period - \$A'000
Sales revenue or operation revenue	-	-	-	-	-	-
Other revenue	-	-	-	-	-	-
Expenses from ordinary activities	-	-	-	-	-	-
Profit (loss) before tax	-	-	-	-	-	-
Less tax	-	-	-	-	-	-
Profit (loss) from ordinary activities after tax	-	-	-	-	-	-

Consolidated statement of cash flows

	Continuing operations		Discontinuing operations		Total entity	
	Current period - \$A'000	Previous corresponding period - \$A'000	Current period - \$A'000	Previous corresponding period - \$A'000	Current period - \$A'000	Previous corresponding period - \$A'000
Net operating cash flows	-	-	-	-	-	-
Net investing cash flows	-	-	-	-	-	-
Net financing cash flows	-	-	-	-	-	-

Annexure 3A
Half Yearly/Yearly Disclosure

Other disclosures

	Current period A\$'000	Previous corresponding period A\$'000
Carrying amount of items to be disposed of:	-	-
- total assets	-	-
- total liabilities	-	-
Profit (loss) on disposal of assets or settlement of liabilities	-	-
Related tax		
Net profit (loss) on discontinuance	-	-

Description of disposals

Comments by directors

Basis of accounts preparation

If this statement is a half yearly statement it should be read in conjunction with the last annual report and any announcements to the market made by the entity during the period.

Material factors affecting the revenues and expenses of the entity for the current period including seasonal or cyclical factors

The company continues to trade in line with expectations and the entity has no material factors that have effected the revenues and expenses to report for the current period.

Annexure 3A
Half Yearly/Yearly Disclosure

A description of each event since the end of the current period which has had a material effect and is not related to matters already reported, with financial effect quantified (if possible)

Nil.

Franking credits available and prospects for paying fully or partly franked dividends for at least the next year

Franking Credits available = \$0

The company paid a full franked dividend during the period. As the Company did not have franking credits available the Company will pay the ATO an offsetting amount of \$19,746.62 in July 2012 as provided by Franking Deficit Tax rules.

Changes in accounting policies since the last annual report and estimates of amounts reported in prior years are disclosed as follows.

N/A

Changes in the amounts of contingent liabilities or assets since the last annual report are disclosed as follows.

N/A

Additional disclosure for trusts

Number of units held by the management company or responsible entity to their related parties.

N/A

A statement of the fees and commissions payable to the management company or responsible entity.

Identify:

- Initial service charges
- Management fees
- Other fees

N/A


Annual meeting *(Annual statement only)*

The annual meeting will be held as follows:

Place	N/A
Date	N/A
Time	N/A
Approximate date the annual report will be available	N/A

Compliance statement

- 1 This statement has been prepared under accounting policies which comply with accounting standards as defined in the Corporations Law.
- 2 This statement, and the financial statements under the Corporations Law (if separate), use the same accounting policies.
- 3 In the case of a half-yearly report the same accounting standards and methods of computation are followed as compared with the most recent annual accounts.
- 4 This statement does give a true and fair view of the matters disclosed.
- 5 This statement is based on financial statements to which one of the following applies:
(Tick one)
 The financial statements have been audited.
 The financial statements have been subject to review by a registered auditor (or overseas equivalent).
 The financial statements are in the process of being audited or subject to review.
 The financial statements have *not* yet been audited or reviewed.
- 6 If the accounts have been or are being audited or subject to review and the audit report is not attached, details of any qualifications are attached.
- 7 The entity has a formally constituted audit committee.

Sign here:  Date 12/3/2012.....
(Director/Company secretary)

Print name:Rowland Skipsey Ward, Chairman.....

Notes

True and fair view If this statement does not give a true and fair view of a matter (for example, because compliance with an Accounting Standard is required) the entity must attach a note providing additional information and explanations to give a true and fair view.

Income tax If the amount provided for income tax in this statement differs (or would differ but for compensatory items) by more than 15% from the amount of income tax *prima facie* payable on the profit before tax, the entity must explain in a note the major items responsible for the difference and their amounts.

Additional information An entity may disclose additional information about any matter, and must do so if the information is material to an understanding of the financial statements. The information may be an expansion of the material contained in this statement, or contained in a note attached to the statement.

Wantirna Community

Financial Services Limited

Financial Statements

for the half-year ended

31 December 2011

Wantirna Community Financial Services Limited
ABN 43 118 000 230
Directors' Report

Your directors submit the financial report of the company for the half-year ended 31 December 2011.

Directors

The names of directors who held office during the half year and until the date of this report are as below:

Rowland Skipsey Ward

Judy Ann Blizzard

Robert Frederick Scott

John Katselas

Franciscus Antonius Kruize

Charles Innes Russell

Laurence James Hargrave

Gary Tor (*Resigned 22 November 2011*)

Garry Harrison Grace (*Resigned 22 November 2011*)

Sharon Teresa O'Malley (*Resigned 22 November 2011*)

Alysha Wendy Maree Van Dreumel (*Appointed 29 November 2011*)

Principal Activities

The principal activity of the company during the course of the financial period was in facilitating **Community Bank®** services under management rights to operate a franchised branch of Bendigo and Adelaide Bank Limited.

Review and Results of Operations

Operations have continued to perform in line with expectations given the resignation of the Branch Manager in September. The net profit of the company for the financial period after the provision of income tax was: \$12,899 [2010: \$28,722].


Matters Subsequent to the End of the Reporting Period

There are no matters or circumstances that have arisen since the end of the half year reporting period that have significantly affected or may significantly affect the operations of the company, the results of those operations or the state of affairs of the company.

Auditors' Independence Declaration

A copy of the auditors' independence declaration as required under section 307C of the *Corporations Act 2001* is set out on page 2.

Signed in accordance with a resolution of the directors at Wantirna, Victoria on 12 March 2012.




Rowland Skipsey Ward, Chairman



**Lead Auditor's Independence Declaration under section 307C of the Corporations Act 2001
to the directors of Wantirna Community Financial Services Limited**

I declare that, to the best of my knowledge and belief, during the half-year ended 31 December 2011 there have been:

- no contraventions of the auditor independence requirements as set out in the Corporations Act 2001 in relation to the review; and
- no contraventions of any applicable code of professional conduct in relation to the review.



GRAEME STEWART
ANDREW FREWIN & STEWART
61-65 Bull Street Bendigo 3550

Dated this 12th day of March 2012

Wantirna Community Financial Services Limited
ABN 43 118 000 230
Statement of Comprehensive Income
for the half-year ended 31 December 2011

	2011	2010
	\$	\$
Revenue from ordinary activities	269,752	268,217
Employee benefits expense	(148,912)	(130,702)
Charitable donations, sponsorship, advertising and promotion	(9,488)	(4,773)
Occupancy and associated costs	(34,803)	(34,582)
Systems costs	(7,969)	(8,605)
Depreciation and amortisation expense	(11,986)	(8,389)
General administration expenses	(38,009)	(40,057)
	<hr/>	<hr/>
Profit before income tax expense	18,585	41,109
Income tax expense	(5,696)	(12,387)
	<hr/>	<hr/>
Profit after income tax expense	12,889	28,722
	<hr/>	<hr/>
Total comprehensive income for the year attributable to members	12,889	28,722
	<hr/> <hr/>	<hr/> <hr/>
Earnings per Share	c	c
Basic from profit for the period:	1.40	3.12

Wantirna Community Financial Services Limited
 ABN 43 118 000 230
 Balance Sheet
 as at 31 December 2011

	31-Dec 2011 \$	30-Jun 2011 \$
ASSETS		
Current Assets		
Cash assets	270,221	328,575
Trade and other receivables	50,780	36,357
Total Current Assets	<u>321,001</u>	<u>364,932</u>
Non-Current Assets		
Property, plant and equipment	198,123	205,085
Intangible assets	87,701	23,402
Deferred tax asset	101,106	106,802
Total Non-Current Assets	<u>386,930</u>	<u>335,289</u>
Total Assets	<u>707,931</u>	<u>700,221</u>
LIABILITIES		
Current Liabilities		
Trade and other payables	63,375	23,290
Provisions	9,846	11,231
Total Current Liabilities	<u>73,221</u>	<u>34,521</u>
Non-Current Liabilities		
Provisions	9,409	7,213
Total Non-Current Liabilities	<u>9,409</u>	<u>7,213</u>
Total Liabilities	<u>82,630</u>	<u>41,734</u>
Net Assets	<u>625,301</u>	<u>658,487</u>
Equity		
Issued capital	891,225	891,225
Accumulated losses	(265,924)	(232,738)
Total Equity	<u>625,301</u>	<u>658,487</u>

Wantirna Community Financial Services Limited
ABN 43 118 000 230
Statement of Changes in Equity
for the half-year ended 31 December 2011

	Issued Capital \$	Accumulated Losses \$	Total Equity \$
Balance at 1 July 2010	891,225	(307,761)	583,464
Total comprehensive income for the year	<u>-</u>	<u>28,722</u>	<u>28,722</u>
	891,225	(279,039)	612,186
Transactions with owners in their capacity as owners:			
Shares issued during period	-	-	-
Costs of issuing shares	-	-	-
Dividends provided for or paid	<u>-</u>	<u>-</u>	<u>-</u>
Balance at 31 December 2010	<u>891,225</u>	<u>(279,039)</u>	<u>612,186</u>
Balance at 1 July 2011	891,225	(232,738)	658,487
Total comprehensive income for the year	<u>-</u>	<u>12,889</u>	<u>12,889</u>
	891,225	(219,849)	671,376
Transactions with owners in their capacity as owners:			
Shares issued during period	-	-	-
Costs of issuing shares	-	-	-
Dividends provided for or paid	<u>-</u>	<u>(46,075)</u>	<u>(46,075)</u>
Balance at 31 December 2011	<u>891,225</u>	<u>(265,924)</u>	<u>625,301</u>

Wantirna Community Financial Services Limited
ABN 43 118 000 230
Cash Flow Statement
for the half-year ended 31 December 2011

	2011	2010
	\$	\$
Cash Flows From Operating Activities		
Receipts from customers	273,348	255,956
Payments to suppliers and employees	(259,827)	(219,671)
Interest received	6,799	5,313
Net cash provided by operating activities	<u>20,320</u>	<u>41,598</u>
Cash Flows From Investing Activities		
Payments for intangible assets	(32,599)	-
Net cash used in investing activities	<u>(32,599)</u>	<u>-</u>
Cash Flows From Financing Activities		
Dividends paid	(46,075)	-
Net cash used in financing activities	<u>(46,075)</u>	<u>-</u>
Net decrease in cash held	(58,354)	41,598
Cash at the beginning of the financial year	328,575	201,912
Cash at the end of the half-year	<u><u>270,221</u></u>	<u><u>243,510</u></u>

Wantirna Community Financial Services Limited
ABN 43 118 000 230
Notes to the financial statements
for the half-year ended 31 December 2011

Note 1. Summary of Significant Accounting Policies

Statement of Compliance

The half-year financial statements are a general purpose financial report prepared in accordance with the requirements of the *Corporations Act 2001* and Australian Accounting Standard *AASB 134: Interim Financial Reporting*. Compliance with AASB 134 ensures compliance with International Financial Reporting Standard *IAS 34: Interim Financial Reporting*.

Basis of Preparation

The half-year financial report is intended to provide users with an update on the latest annual financial statements and does not include all the notes of the type normally included in an annual financial report. Accordingly the report shall be read in conjunction with the annual financial report for the year ended 30 June 2011 and any public announcements made by the company during the period.

The same accounting policies and methods of computation have been followed in this interim financial report as were applied in the most recent annual financial statements and the previous corresponding interim period.

The half-year financial report has been prepared on an accruals basis and is based on historical costs modified by the revaluation of selected non-current assets, financial assets and financial liabilities for which the fair value basis of accounting has been applied.

The company has elected not to early adopt the new and amended Accounting Standards and Interpretations, as outlined in the annual financial report for the year ended 30 June 2011, that have mandatory application dates during future reporting periods.

There are no new and revised Standards and amendments thereof and Interpretations effective for the current reporting period relevant to the company that were not disclosed in the annual financial report for the year ended 30 June 2011.

Note 2. Events Subsequent to Reporting Date

There have been no events subsequent to reporting date that would materially effect the financial statements at the reporting date.

Note 3. Contingent Assets and Liabilities

There were no contingent assets or liabilities at the date of this report to affect the financial statements.

Note 4. Segment Reporting

The economic entity operates in a single service sector where it facilitates community banking services in Wantirna, Victoria pursuant to a franchise agreement with Bendigo and Adelaide Bank Limited.

Note 5. Related Parties

Arrangements with related parties continue to be in place. For details on these arrangements, refer to the 30 June 2011 annual financial report.

Note 6. Dividends Paid/Provided

	2011 Cents	2011 \$	2010 Cents	2010 \$
Dividend declared and paid during the period:	5.00	46,075	-	-

100% fully franked

The tax rate at which dividends have been franked is 30%.

Wantirna Community Financial Services Limited
ABN 43 118 000 230
Directors' Declaration

In the opinion of the directors of Wantirna Community Financial Services Limited ("the company"):

- 1 The financial statements and notes thereto are in accordance with the *Corporations Act 2001* including:
 - (a) giving a true and fair view of the financial position of the entity as at 31 December 2011 and of its performance, as represented by the results of its operations and cash flows for the half-year ended on that date;
 - (b) complying with Australian Accounting Standard *AASB 134 Interim Financial Reporting* and the *Corporations Regulations 2001*; and
- 2 There are reasonable grounds to believe that the company will be able to pay its debts as and when they become due and payable.

Signed in accordance with a resolution of the directors made pursuant to s.303(5) of the *Corporations Act 2001*.

This declaration is made in accordance with a resolution of the board of directors.



Rowland Skipsey Ward, Chairman

Dated this 12th day of March 2012.

Independent Auditor's Review Report to the Members of Wantirna Community Financial Services Limited

Report on the Half-year Financial Report

We have reviewed the accompanying half-year financial report of Wantirna Community Financial Services Limited, which comprises the balance sheet as at 31 December 2011, the statement of comprehensive income, statement of changes in equity and cash flow statement for the half-year ended on that date, a statement of significant accounting policies and other explanatory information and the directors' declaration.

Directors' Responsibility for the Half-year Financial Report

The directors of the company are responsible for the preparation of the half-year financial report that gives a true and fair view in accordance with Australian Accounting Standards (including the Australian Accounting Interpretations) and the Corporations Act 2001. This responsibility includes designing, implementing and maintaining internal control relevant to the preparation and fair presentation of the half-year financial report that is free from material misstatement, whether due to fraud or error; selecting and applying appropriate accounting policies; and making accounting estimates that are reasonable in the circumstances.

Auditor's Responsibility

Our responsibility is to express a conclusion on the half-year financial report based on our review. We conducted our review in accordance with the Auditing Standard on Review Engagements ASRE 2410: Review of a Financial Report Performed by the Independent Auditor of the Entity, in order to state whether, on the basis of the procedures described, we have become aware of any matter that makes us believe that the half-year financial report is not in accordance with the Corporations Act 2001 including: giving a true and fair view of the company's financial position as at 31 December 2011 and its performance for the half-year ended on that date; and complying with Accounting Standard AASB 134: Interim Financial Reporting and the Corporations Regulations 2001. As the auditor of Wantirna Community Financial Services Limited, ASRE 2410 requires that we comply with the ethical requirements relevant to the audit of the annual financial report.

A review of a half-year financial report consists of making enquiries, primarily of persons responsible for financial and accounting matters, and applying analytical and other review procedures. A review is substantially less in scope than an audit conducted in accordance with Australian Auditing Standards and consequently does not enable us to obtain assurance that we would become aware of all significant matters that might be identified in an audit. Accordingly, we do not express an audit opinion.

While we considered the effectiveness of management's internal controls over financial reporting when determining the nature and extent of our procedures, our review was not designed to provide assurance on internal controls.

Our review did not involve an analysis of the prudence of business decisions made by directors or management.


Independence

In conducting our review we have complied with the independence requirements of the Corporations Act 2001.

Auditor's Opinion

Based on our review, which is not an audit, we have not become aware of any matter that makes us believe that the half-year financial report of Wantirna Community Financial Services Limited is not in accordance with the Corporations Act 2001 including:

- a) Giving a true and fair view of the company's financial position at 31 December 2011 and of its performance for the half-year ended on that date; and
- b) Complying with Accounting Standard AASB 134: Interim Financial Reporting and the Corporations Regulations 2001



GRAEME STEWART

ANDREW FREWIN & STEWART

61-65 Bull Street, Bendigo, 3550

Dated this 12th day of March 2012