

# E-Plus Limited and Controlled Entities

ACN 605 951 059

## Annual Report

For the Year Ended 31 December 2020

## **E-Plus Limited and Controlled Entities**

ACN 605 951 059

### **DIRECTORY**

#### **Directors**

Keong Ngok Ching  
Kon Kong Ching  
Brendon Michael O'Connor  
Kar Nee Suen  
Ding Chai Yap  
Wai Mun Lew  
Wei Peng Kong  
Kong Choong Wong  
Kong Yew Wong

#### **Company Secretary**

Ding Chai Yap

#### **Registered Office**

c/o Boardroom Ltd  
Level 12, Grosvenor Place  
225 George Street  
Sydney, NSW 2000

#### **Principal Place of Business**

B806, Block B, Kelana Square  
No. 17 Jalan SS 7/26, Kelana Jaya  
47301 Petaling Jaya  
Malaysia

#### **Website**

[www.eplusglobal.com](http://www.eplusglobal.com)

#### **Share Registry**

Boardroom Pty Ltd  
Level 12, 225 George Street  
Sydney, NSW 2000

#### **Solicitors**

Thomson Geer Lawyers  
Level 14, 60 Martin Place  
Sydney NSW 2000

#### **Auditors**

LNP Audit and Assurance Pty Ltd  
Level 14, 309 Kent Street  
Sydney NSW 2000

#### **Stock Exchange listing**

E-Plus Limited shares are listed on the National Stock Exchange of Australia (NSX), code: 8EP

# E-Plus Limited and Controlled Entities

ACN 605 951 059

## Contents

Year Ended 31 December 2020

	Page
Directors' Report (including Remuneration Report)	1
Auditor's Independence Declaration under Section 307C of the Corporations Act 2001	11
Consolidated Statement of Profit or Loss and Other Comprehensive Income	12
Consolidated Statement of Financial Position	13
Consolidated Statement of Changes in Equity	14
Consolidated Statement of Cash Flows	15
Notes to the Consolidated Financial Statements	16
Directors' Declaration	30
Independent Auditor's Report	31
Additional Information for Listed Public Companies	33

## E-Plus Limited and Controlled Entities

ACN 605 951 059

### Directors' Report

31 December 2020

The Directors present their report, together with the financial statements of the Group, being E-Plus Limited (the Company) and its controlled entities, for the financial year ended 31 December 2020.

#### Directors

The names of the Directors in office at any time during, or since the end of, the year are:

Names	Position	Change during the year
Keong Ngok Ching	Executive Director and CEO	
Kon Kong Ching	Non-Executive Chairman	Resigned 18 November 2020
Brendon Michael O'Connor	Independent Non-Executive Director	
Kar Nee Suen	Executive Director and COO	Resigned 18 November 2020
Ding Chai Yap	Independent Non-Executive Director	
Wai Mun Lew	Non-Executive Director	Appointed 18 November 2020
Wei Peng Kong	Non-Executive Director	Appointed 18 November 2020
Kong Choong Wong	Non-Executive Chairman	Appointed 18 November 2020
Kong Yew Wong	Non-Executive Director	Appointed 18 November 2020

Directors have been in office since the start of the financial year to the date of this report unless otherwise stated.

#### Information on Directors

The names, qualifications, experience and special responsibilities of each person who has been a Director during the year and to the date of this report are:

##### Keong Ngok Ching, Executive Director and CEO

Ching has acquired more than 19 years of experience in the field of events management. He founded E-Plus in 2004, providing both local and international clients with a host of services ranging from design and production to media planning and communications. Fast forward to the present day, he serves as the Executive Director and Chief Executive Officer of E-Plus Limited.

His love and gratitude to his home state of Melaka has led to him to organise the immensely popular Melaka Art & Performance Festival, which is regarded as the world's largest independent site-specific arts festival. His contributions to society and leadership to the Company have been recognised, and are evident by the "Prestigious Entrepreneur" and the "Prestigious Personal Improvement or Accomplishment" accolades at the 21st Century: The Prestigious Brand Award 2015. Ching graduated with a degree in Bachelor of Marketing and Bachelor of Human Resource Management from University of Southern Queensland.

##### Kon Kong Ching, Non-Executive Chairman, resigned 18 November 2020

A dedicated educator, Ching spent his entire career of more than 20 years as a teacher in Melaka, relentlessly pursuing his noble passion of nurturing the younger generation. Having performed that to distinction, he returned to the family business upon retirement where he now oversees a chain of pawnshops as a Director of CFL & Sons Sdn Bhd.

When he's not duty bound, Ching is an avid badminton player, participating in numerous international veteran tournaments and has bagged a gold medal at the 2004 World Senior Badminton Championships. Along with his invaluable experience, in his capacity as Non-Executive Chairman of E Plus Limited, Ching provides E-Plus with a formidable blend of timeless wisdom, insight and advice to keep it moving forward.

##### Brendon Michael O'Connor, Independent Non-Executive Director

Brendan, an Ireland born artist, graduated from the College of Dance in Monkstown. Upon his graduation, he was accepted to the Laban Centre London and the Fontys Dance Academy in the Netherlands, to further discover and explore his techniques. Since then, he found his place in dance theatres to express his strong emotions, personal ideas and concepts in his physicality through dance choreographies hence pursued in this direction throughout his consequent connections in New Delhi, India.

Brendan continued with his own unique work, elevating his career to opportunities with various dance companies in The Netherlands, as well as some of the leading dance companies in Ireland such as the Dance Theatre of Ireland and the Modern Irish Dance Theatre.

## E-Plus Limited and Controlled Entities

ACN 605 951 059

### Directors' Report

31 December 2020

#### Information on Directors

##### **Kar Nee Suen, Executive Director and COO, resigned 18 November 2020**

Suen, kick-started her career as a Product Manager at Bacardi Martini Malaysia, where she was widely accredited for the rapid growth of the local wine market in the early 2000s.

She continued to excel over the next few years in the thriving wine industry, before joining E Plus as its Events Director in 2006. She spent the next 8 years propelling the Company to unprecedented heights with her strategic acumen and transformational ideas.

Suen is also the Executive Director and Chief Operating Officer of E Plus Limited as well as the Festival Manager of the Melaka Art & Performance Festival. Suen graduated with a degree in Bachelor of Commerce Finance from University of Western Australia.

##### **Ding Chai Yap**

Mr. Tony Yap is an accomplished dancer, Director, choreographer and visual artist. Tony was one of the principal performers with IRAA Theatre (1989 1996) and has worked extensively in Australia and overseas including Agamemnon Festival Colline Torinese, Italy and The Trojan Woman, Vienna International Art Festival. As the founding Artistic Director of Mixed Company (now Tony Yap Company) in 1993, he has made a commitment to the exploration and creation of an individual dance theatre language that is informed by psycho physical research, Asian shamanistic trance dance, Butoh, Voice and Visual Design.

Tony's extensive background in the performing arts led him to his fame as an industry player. Having collaborated with various companies and individuals from Australia, Indonesia, Austria, Italy, France, Malaysia, Denmark, China, South Korea and Japan, his works landed him numerous nominations and global awards throughout his career including his solo work The Decay of the Angel that won him a Green Room Award for Best Male Dancer.

Tony is also an accomplished graphic designer. He was Chief Designer in LaTrobe University, and held senior positions in CSIRO Publishing, University of Melbourne and Melbourne Film Festival for many years. He is currently the Creative Director and Founder of Melaka Art & Performance Festival in Malaysia. His vast experience and involvement in the art scene has proven to be a crucial link to the Company with valuable insights and sound advice throughout the course of operations. He graduated with a degree in Bachelor in Art (Honours) from Monash University.

##### **Wai Mun Lew, appointed 18 November 2020**

Mr Lew has had over two decades of experience in the capacity of Business Development Director in both the beauty and wellness industry as well as the real estate development industry. Mr Lew was Executive Director from 2017 to 2020 at DyBiotech Berhad, a Malaysian based e-commerce platform catering to provide products and services to international tourists.

He graduated with a degree in University of Western Australia from 1990-1993

##### **Wei Peng Kong, appointed 18 November 2020**

Ms Kong, presently Executive Director at TFP Solutions Limited (KLSE 0145), has over 20 years of experience in managing company accounts and operations department. She also has diverse experience and exposure worldwide, living and working full time in the USA, UK and Australia over 7 years.

In year 1992 till 1993, she was the Audit and Accounts Assistant in T.O. Wong & Co (Malaysia). She moved on to Tai Seng Air-Conditioning Engineering Pte Ltd (Malaysia) in 1993, where she worked as the Accounts and Administrative until 1999

She joined Perosan Pte Ltd / Flamingo Institute of Further Education (a Member of The Multi-Purpose Group of Companies, Malaysia) as the Senior Accounts Executive in year 1999. Subsequently from 2000 until 2003, she was appointed as the Manager of Administrative and Accounts Department in L&T Frozen Foods (Scotland, UK).

Thereafter, she was Head of Accounts and Operations Department in Tai Seng Air-Cond Pte Ltd (Malaysia) from 2004 till 2012 and in 2013, she was the Administrative Executive at Fo Guang Shan Temple (Perth, Australia). In 2015, she took on a role as the Head of Accounts and Operations Department in Oriental Mace Sdn Bhd and became the Founder and Group Chief Operation Officer of Oriental Mace Group Berhad in 2017. Oriental Mace Group Berhad is a leading company with its primarily business being Biotechnology Healthcare and Beautycare under the brand MyBeauty, a brand jointly established with the Ministry of Tourism, Arts and Culture of Malaysia, to lead 1,000 Beautycare service providers in Malaysia.

## E-Plus Limited and Controlled Entities

ACN 605 951 059

### Directors' Report

31 December 2020

#### Information on Directors

##### **Kong Choong Wong, appointed 18 November 2020**

Mr Kong Choong WONG, the Deputy Managing Director of TFP Solutions Berhad (KLSE 0145), has over 20 years of corporate leadership in the capital market. He was also the former Managing Director of Versatile Creative Berhad, Malaysia's leading packaging and signage manufacturer (KLSE 4995).

In 2012, he established the Oriental Mace Group, a portfolio investment company managing seven major portfolios – Capital Markets, Fintech-eBusiness platform, Construction, Packaging & Advertising, Bio-Technology, Beauty and Commodities.

He was appointed as Honorary Professor in Entrepreneurship from the Malaysian Hospitality College in 2015. He serves as a Trustee for a charity organization, the Aged Unite To Organize Rest and Recreation (AUTORR) Foundation, in promoting alternative healing and healthcare for the elderly and senior citizens. In 2016, he was awarded the ASEAN Business Award for excelling in High Impact Business Model and in recent years, Wong has been instrumental in assisting various corporations in their restructuring exercises through his intimate knowledge in the capital markets. He graduated with a Double Diploma in Accountancy (LCCI) and Marketing (CIM) from the UK.

##### **Kong Yew Wong, appointed 18 November 2020**

Mr Kong Yew WONG, is a renowned economist and scholar, with a unique combination of extensive professional and managerial experience in both the hotel and education industries. He is the Founder and President of the Malaysian Hospitality College, a college that champions and focuses on the "Work Based Learning" model.

After being conferred his PhD in 2004, Wong developed his specialisation in corporate strategy and human capital development, studying the Blue Ocean Strategy approach. His professional knowledge and career placed him well as a consultant to the Ministry of Tourism Malaysia, both nationally and abroad. His career achievements include drafting the blueprint for the ASEAN Tourism Investment Corridor Roadmap, editing the proceedings of the UNWTO World Tourism Conference titled, "Tourism Success Stories and Rising Stars" and publishing a book on Value Innovation in Tourism Human Capital Development.

Wong received international recognition and was appointment as a Deputy Secretary General of International Tourism Studies Association, USA and Fellows at the Peking University, China and has delivered keynotes in more than twenty international conferences. Wong was instrumental in establishing, and had served as the first President of the Malaysia Centre for Tourism and Hospitality and Education (MyCenTHE), an economic transformation programme under the Malaysian Prime Minister's Office, which oversees the training capacity development of the tourism and hospitality industry in Malaysia.

Directors have been in office since the start of the financial year to the date of this report unless otherwise stated.

#### **Company Secretary**

Yap Ding Chai was appointed the Company Secretary on 25 September 2020 after the resignation of Natalie Climo.

#### **Principal activity and significant changes in nature of activity**

The principal activity of the Group during the financial year was providing events management service, particularly in the entertainment industry, personalised events, Government projects and Corporate events.

The Group is a Malaysian based events management service provider in the entertainment industry, specialising in providing personalised events, government projects and corporate events. The Group is an integrated agency providing its clients with a full range of services, including event planning and implementation, client servicing and support, public relations and advertising, equipment rental, artist management, technical support, manpower management and permit management. The Group has, since incorporation, managed and organised various local and international events, ranging from private dinners to major scale international concerts. The Group currently possesses committed and secured contracts from its buyers and customers.

The Group has employed and developed capable senior managers with extensive experience within the events management to ensure quality event management services are provided to clients.

## E-Plus Limited and Controlled Entities

ACN 605 951 059

### Directors' Report

31 December 2020

#### Principal activity and significant changes in nature of activity (continued)

##### *Changes in nature of activity*

The coronavirus pandemic created a challenging environment for the Group for the year ended 31 December 2020, with curtailed movement, the global near-halt in travel and tourism and the various measures taken by the Australian and Malaysian government in dealing with the pandemic. This has caused the Group to redesign its growth strategy in order to improve the Group's financial condition as follows:

- The Group has continued its efforts to change and adapt its business model to the current economic environment. During the year, operations pursuant to online gaming and virtual exhibition ventures were ceased as the economic viability of these activities continued to be elusive during the ongoing pandemic.
- The Group is currently exploring other business opportunities digital marketing and social media content creation and are currently undergoing market research activities into the business venture and finalising agreements with potential customers and partners with a view to be able to operate and conduct business activities within the confines of the Movement Control Orders as issued by the Malaysian government.
- The Group continues to implement financial measures appropriate to the business environment to minimise costs while sustaining operations until the new business ventures become revenue generating.
- The Directors have pledged to continue providing financial support to the Group, as well as raising additional capital and other forms of financing as required.

Given the progress of current plans, the Directors believe the pandemic set back is temporary in nature and that there is growth opportunity ahead for the Group.

#### Operating results and review of operations for the year

At 31 December 2020, the Group has recorded a net loss after tax for the half year of MYR 2,131,884 (31 December 2019: loss after tax of MYR 1,921,615). Operating cash outflows during the year were MYR 319,395 (31 December 2019 outflow: MYR 927,568) and as at 31 December 2020, the Group had net current liabilities of MYR 594,605 (31 December 2019 net current liabilities: MYR 1,523,197). Net cash outflows from operations amounted to MYR 319,395.

The financial condition of the Group gives rise to a material uncertainty in relation to the Group's ability to realise its assets and settle its liabilities at the amounts stated in the financial information, with the current availability of cash and liquid assets, the Directors consider the Group will be able to meet its obligations as and when they fall due. Accordingly, these financial statements have been prepared on a going concern basis. No adjustments have been made to the financial information relating to the recoverability or classification of the recorded asset amounts and classification of liabilities that may be necessary should the Group not continue as a going concern.

#### Events after the reporting date

On 18 January 2021, the Company issued 3,000,000 shares at MYR 0.10 per share, raising MYR 300,000.

Except for the above, no other matters or circumstances have arisen since the end of the financial year which significantly affected or may significantly affect the operations of the company, the results of those operations or the state of affairs of the company in future financial years, other than those already disclosed.

#### Likely developments and expected results of operations

Information on likely developments in the operations of the consolidated entity and the expected results of operations have not been included in this report because the directors believe it would be likely to result in unreasonable prejudice to the consolidated entity.

## E-Plus Limited and Controlled Entities

ACN 605 951 059

### Directors' Report

31 December 2020

#### Environmental Issues

The Group's operations are not regulated by any significant environmental regulations under a law of the Commonwealth or of a state or territory.

#### Meetings of Directors

During the financial year, no meetings of Directors (including committees of Directors) were held. Decisions were made by circular resolutions of the Directors.

#### Indemnification and insurance of officers and auditors

The Company has paid premiums to insure each of the abovenamed Directors against liabilities of costs and expenses incurred by them in defending any legal proceedings arising out of their conduct while acting in their capacity as Directors of the Company, other than conduct involving wilful breach of duty in relation to the Company.

No indemnities have been given or insurance premiums paid, during or since the end of the financial year, for any person who is or has been an auditor of E-Plus Limited.

#### Non-audit services

The Company may decide to employ the auditor on assignments additional to their statutory audit duties where the auditor's expertise and experience with the Company are important. No amounts were paid to the auditor for non-audit services during the year (2019 Nil).

#### Proceedings on behalf of the Company

No person has brought proceedings against or on behalf of the Company or to intervene in any significant proceedings to which any such entity is a party for the purpose of taking responsibility for all or any part of those proceedings. The Company was not a party to any such proceedings during the year.

#### Risk Management

The Group takes a proactive approach to risk management. Management, through the Chief Executive Officer, is responsible for designing, implementing and reporting on the adequacy of the Group's risk management and internal control system. Management reports to the Board on the Group's key risks and the extent to which it believes these risks are being managed. This is performed informally on a six-monthly basis or more frequently as required by the Board. The Board is responsible for satisfying itself annually, or more frequently as required, that management has developed and implemented a sound system of risk management and internal control.

The Group has identified the key risks which the Group believes to be inherent in the business and industry in which the Group operates. These include: financing adequacy of capital and liquidity risk; operational risk; environmental risk; reputation risk; legal, compliance and regulatory risk; market risk including the state of the global travel and tourism industry; pandemic risk; intellectual property risk; and, occupational health and safety risk. These risk areas are provided here to assist investors to understand better the nature of the risks faced by our Group and the industry in which we operate. This is not necessarily an exhaustive list.

The Board receives regular reports addressing the management of the key risks associated with the Group's business. The Board has the right to appoint external professional advisers to carry out investigations into control mechanisms and report their findings and recommendations in relation to control improvements, processes and procedures to the Board.

#### Corporate Governance

The primary responsibility of the Board is to represent and advance shareholders' interests and to protect the interests of all stakeholders. To fulfil this role, the Board is responsible for the overall corporate governance of the E-Plus Limited including its strategic direction, establishing goals for management and monitoring the achievement of these goals.

E-Plus Group is committed to good corporate governance, which promotes the long-term interests of shareholders, strengthens Board and management accountability and helps build public trust. The Board is elected by the shareholders to oversee their interest in the long-term health and the overall success of the business and its financial strength. The Board serves as the ultimate decision-making body of the Group, except for those matters reserved to or shared with the shareholders. The Board selects and oversees the members of senior management, who are charged by the Board with conducting the business of the Group.

The Board has assessed the Group's current practice against principles of the ASX Corporate Governance Council's Corporate Governance Principles and Recommendations, 4th edition (Guidelines). In compliance with the "if no why not" reporting regime, where the Group's corporate governance practices do not follow a recommendation, the Board has explained its reasons for not following the recommendation and disclosed what, if any, alternative practices the Group has adopted instead of those in the recommendation.



## E-Plus Limited and Controlled Entities

ACN 605 951 059

### Directors' Report

31 December 2020

Principle	Complied?	Summary of E-Plus Limited's position
One – Lay solid foundations for management and oversight	Yes	The Board Charter sets out the separation of function and the responsibilities of the Board. There are three executive Directors who have contracts which regulate their roles within the Group. The role of Chair is currently held by the CEO and is therefore not independent. The Group considers that the Board is appropriately structured given the nature and size. For this reason, the Group takes the view that it is in the best interests of members that the current executive Directors be Directors of the Board.
Two – Structure the board to add value	Yes	The Board has three Independent Non-Executive Directors and two Executive Directors. The Board Charter sets out the procedure for recruiting and appointing a new Director.  The current Board has the appropriate skills and experience for its size and scale.
Three – Act ethically and responsibly	Yes	The Board has implemented a Code of Conduct (Code) to set the minimum standards of conduct expected of all Directors and employees of the Group. This includes the expectation that all employees will act honestly and fairly in all commercial dealings and conduct themselves with professional courtesy and integrity.  The Code together with the Board Charter set out the Group's approach to identifying and dealing with Conflicts of Interest.  The Board has also adopted a Securities Trading Policy which is appropriate for a company whose shares are admitted to trading on the NSX.  The Board has also implemented a Diversity Policy as it recognises the benefits of maintaining diversity among all level in the Group.
Four – Safeguard integrity in financial reporting	Yes	The full Board acts as Audit & Risk Management Committee that has obligations for financial reporting, risk management and internal control. All members of the Board are financially literate.
Five – Make timely and balanced disclosure	Yes	The Board seeks to ensure that there is informed trading in its securities and that all shareholders have equal and timely access to material information. There are also internal procedures defined in the Continuous Disclosures Policy to administer the Group's obligations in respect of reporting material information.
Six – Respect the rights of security holders	Yes	The Company has defined under its Shareholder Communications Policy how it will communicate with shareholders.
Seven – Recognise and manage risk	Yes	The full Board oversees the Group's risk management and internal control framework, fulfilling its corporate governance and oversight responsibilities in relation to the implementation and assessment of risk management and internal control compliance.
Eight – Remunerate fairly and responsibly	Yes	The full board acts as the Remuneration Committee that ensures that the Group's Remuneration Policy is appropriate to attract, retain and motivate high quality Directors and executives who will generate value for shareholder

## E-Plus Limited and Controlled Entities

ACN 605 951 059

### Directors' Report

31 December 2020

#### Remuneration report (audited)

##### Remuneration policy

The remuneration policy of E-Plus Limited and controlled entities has been designed to align key management personnel (KMP) objectives with shareholder and business objectives by providing a fixed remuneration component and offering specific long-term incentives based on key performance areas affecting the Group's financial results. The Board of E-Plus Limited controlled entities believes the remuneration policy to be appropriate and effective in its ability to attract and retain the best key management personnel to run and manage the Group, as well as create goal congruence between Directors, executives and shareholders.

The Board's policy for determining the nature and amount of remuneration for key management personnel of the Group is as follows:

- The remuneration policy has been developed by the Remuneration Committee and approved by the Board following professional advice from independent external consultants.
- All key management personnel receive a base salary (which is based on factors such as length of service and experience), superannuation, fringe benefits, and performance incentives.
- Performance incentives are based on predetermined key performance indicators.
- Incentives paid in the form of options or rights are intended to align the interests of the KMP and the Group with those of the shareholders. In this regard, key management personnel are prohibited from limiting risk attached to those instruments by use of derivatives or other means.
- The Remuneration Committee reviews key management personnel packages annually by reference to the Group's performance, executive performance and comparable information from industry sectors.

The performance of key management personnel is measured against criteria agreed bi-annually with each executive and is based predominantly on the forecast growth of the Group's profits and shareholders' value. All bonuses and incentives must be linked to predetermined performance criteria. The Board may, however, exercise its discretion in relation to approving incentives, bonuses and options, and can recommend changes to the Committee's recommendations. Any changes must be justified by reference to measurable performance criteria. The policy is designed to attract the highest calibre of executives and reward them for performance that results in long-term growth in shareholder wealth.

Upon retirement, key management personnel are paid employee benefit entitlements accrued to the date of retirement. Key management personnel are paid a percentage of between 5-10% of their salary in the event of redundancy. Any options not exercised before or on the date of termination will lapse.

All remuneration paid to key management personnel is valued at the cost to the Group and expensed.

##### Employment details of members of key management personnel

The following table provides employment details of persons who were, during the financial year, members of key management personnel of the Group. The table also illustrates the proportion of remuneration that was performance based and the proportion of remuneration received in the form of options.

## E-Plus Limited and Controlled Entities

ACN 605 951 059

### Directors' Report

31 December 2020

#### Remuneration report (audited)

##### Remuneration details for the year ended 31 December 2020

The following table of benefits and payment details, in respect to the financial year, the components of remuneration for each member of the key management personnel of the Group.

##### Table of benefits and payments

	Salary/ Fees	Expense Allowance	Pension	Other	Total
2020	MYR	MYR	MYR	MYR	MYR
<b>Directors</b>					
Keong Ngok Ching	-	76,928	-	-	76,928
Kar Nee Suen	-	-	-	-	-
Kon Kong Ching	-	-	-	-	-
Brendan Michael O'Connor	-	-	-	-	-
Ding Chai Yap	-	-	-	-	-
Kong Choong Wong	-	-	-	-	-
Kong Yew Wong	-	-	-	-	-
Wai Mun Lew	-	-	-	-	-
Wei Peng Kong	-	-	-	-	-
	-	76,928	-	-	76,928

	Salary/ Fees	Expense Allowance	Pension	Other	Total
2019	MYR	MYR	MYR	MYR	MYR
<b>Directors</b>					
Keong Ngok Ching	240,000	336,767	28,800	923	606,490
Kar Nee Suen	120,000	2,000	14,400	923	137,323
Kon Kong Ching	-	-	-	-	-
Brendan Michael O'Connor	-	-	-	-	-
Ding Chai Yap	-	-	-	-	-
	360,000	338,767	43,200	1,846	743,813

## E-Plus Limited and Controlled Entities

ACN 605 951 059

### Directors' Report

31 December 2020

#### Remuneration report (audited)

#### Key management personnel shareholdings

The number of ordinary shares in E-Plus Limited held by each key management person of the Group during the financial year is as follows:

	Balance at beginning of year	Bought/ Sold during the year	Other changes during the year	Balance at end of year
<b>2020</b>				
<b>Directors</b>				
Keong Ngok Ching	53,780,000	(31,647,000)	-	22,133,000
Kar Nee Suen	44,000,000	-	-	44,000,000
Kon Kong Ching	49,000,000	-	-	49,000,000
Brendan Michael O'Connor	600,000	-	-	600,000
Ding Chai Yap	-	-	-	-
Kong Choong Wong	-	-	-	-
Kong Yew Wong	-	-	-	-
Wai Mun Lew	-	-	-	-
Wei Peng Kong	-	44,100,000	-	44,100,000
	<b>147,380,000</b>	<b>12,453,000</b>	<b>-</b>	<b>159,833,000</b>
	Balance at beginning of year	Bought/ Sold during the year	Other changes during the year	Balance at end of year
<b>2019</b>				
<b>Directors</b>				
Keong Ngok Ching	53,780,000	-	-	53,780,000
Kar Nee Suen	44,000,000	-	-	44,000,000
Kon Kong Ching	49,000,000	-	-	49,000,000
Brendan Michael O'Connor	600,000	-	-	600,000
Ding Chai Yap	-	-	-	-
	<b>147,380,000</b>	<b>-</b>	<b>-</b>	<b>147,380,000</b>

Kon Kong Ching has a deemed interest in a further 67,109,320 shares by virtue of his immediate family's direct shareholding in the Company.

Keong Ngok Ching has a deemed interest in a further 106,329,320 shares by virtue of his immediate family's direct shareholding in the Company.

Kar Nee Suen has a deemed interest in a further 111,288,674 shares by virtue of her immediate family's direct shareholding in the Company.

#### Other Equity-related KMP transactions

There have been no transactions involving equity instruments.

#### Other transactions with KMP and/or their related parties

Refer to Note 12 of the financial statements for other transactions with KMP and/or their related parties

#### End of Audited Remuneration Report


**E-Plus Limited and Controlled Entities**


ACN 605 951 059

**Directors' Report**

31 December 2020

This Directors' report, incorporating the remuneration report, is signed in accordance with a resolution of the Board of Directors.

Director:  .....

Director:  .....

Dated this **15** ..... day of ..... **MARCH** ..... 2021

ABN 65 155 188 837

L14 309 Kent Street Sydney NSW 2000  
+61 2 9290 8515

L24 570 Bourke Street Melbourne VIC 3000  
+61 3 8658 5928

L14 167 Eagle Street Brisbane QLD 4000  
+61 7 3607 6379

[www.lnpaudit.com](http://www.lnpaudit.com)

AUDITOR'S INDEPENDENCE DECLARATION  
UNDER SECTION 307C OF THE CORPORATIONS ACT 2001  
TO THE DIRECTORS OF E-PLUS LIMITED AND CONTROLLED ENTITIES

As lead auditor of E-Plus Limited and Controlled Entities for the year ended 31 December 2020, I declare that, to the best of my knowledge and belief, there have been:

1. no contraventions of the auditor independence requirements as set out in the Corporations Act 2001 in relation to the audit; and
2. no contraventions of any applicable code of professional conduct in relation to the audit.

LNP Audit and Assurance Pty Ltd



Anthony Rose  
Director

Sydney 15 March 2021

## E-Plus Limited and Controlled Entities

ACN 605 951 059

### Consolidated Statement of Profit or Loss and Other Comprehensive Income

For the Year Ended 31 December 2020

	Note	2020 MYR	2019 MYR
Sales revenue	4	1,188,179	3,699,333
Cost of sales		(662,714)	(2,612,290)
Gross profit		525,465	1,087,043
Other income	4	12,502	57,483
Impairment		(1,359,655)	(310,000)
Administrative expenses		(491,565)	(1,577,214)
Depreciation		(276,268)	(191,641)
Salaries and wages		(266,878)	(573,515)
Finance costs		(146,561)	(220,204)
Professional fees		(128,924)	(168,380)
<b>Loss before income tax</b>		<b>(2,131,884)</b>	<b>(1,896,428)</b>
Income tax expense	5	-	(25,187)
<b>Loss for the year</b>		<b>(2,131,884)</b>	<b>(1,921,615)</b>
<b>Other comprehensive losses, net of income tax</b>		<b>-</b>	<b>-</b>
<b>Total comprehensive loss for the year</b>		<b>(2,131,884)</b>	<b>(1,921,615)</b>
Loss attributable to:			
Members of the parent entity		(2,131,884)	(1,921,615)
Total comprehensive loss attributable to:			
Members of the parent entity		(2,131,884)	(1,921,615)
<b>Loss per share</b>	10	<b>Sen</b>	<b>Sen</b>
Basic loss per share		(0.87)	(0.78)
Diluted loss per share		(0.87)	(0.78)

The accompanying notes form part of these financial statements.

# E-Plus Limited and Controlled Entities

ACN 605 951 059

## Consolidated Statement of Financial Position

For the Year Ended 31 December 2020

	Note	2020 MYR	2019 MYR
<b>ASSETS</b>			
CURRENT ASSETS			
Cash and cash equivalents		39,040	34,796
Trade and other receivables	6	15,550	7,396,738
Other assets		26,723	65,534
<b>TOTAL CURRENT ASSETS</b>		<b>81,313</b>	<b>7,497,068</b>
NON-CURRENT ASSETS			
Property, plant and equipment	7	521,870	836,288
<b>TOTAL NON-CURRENT ASSETS</b>		<b>521,870</b>	<b>836,288</b>
<b>TOTAL ASSETS</b>		<b>603,183</b>	<b>8,333,356</b>
<b>LIABILITIES</b>			
CURRENT LIABILITIES			
Trade and other payables		1,948,107	4,048,562
Borrowings	8	881,288	4,702,905
Current tax liabilities		-	15,100
Other financial liabilities		-	253,698
<b>TOTAL CURRENT LIABILITIES</b>		<b>2,829,395</b>	<b>9,020,265</b>
NON-CURRENT LIABILITIES			
Borrowings	8	1,084,493	991,912
<b>TOTAL NON-CURRENT LIABILITIES</b>		<b>1,084,493</b>	<b>991,912</b>
<b>TOTAL LIABILITIES</b>		<b>3,913,888</b>	<b>10,012,177</b>
<b>NET LIABILITIES</b>		<b>(3,310,705)</b>	<b>(1,678,821)</b>
<b>EQUITY</b>			
Issued capital	9	4,000,000	3,500,000
Accumulated Losses		(7,310,705)	(5,178,821)
<b>TOTAL EQUITY</b>		<b>(3,310,705)</b>	<b>(1,678,821)</b>

The accompanying notes form part of these financial statements.



## E-Plus Limited and Controlled Entities

ACN 605 951 059

### Consolidated Statement of Changes in Equity

For the Year Ended 31 December 2020

2020

	Issued Capital	Accumulated Losses	Total
	MYR	MYR	MYR
<b>Balance at 1 January 2020</b>	3,500,000	(5,178,821)	(1,678,821)
Loss attributable to members of the parent entity	-	(2,131,884)	(2,131,884)
Shares issued during the year	500,000	-	500,000
<b>Balance at 31 December 2020</b>	<b>4,000,000</b>	<b>(7,310,705)</b>	<b>(3,310,705)</b>

2019

	Issued Capital	Accumulated Losses	Total
	MYR	MYR	MYR
<b>Balance at 1 January 2019</b>	3,500,000	(3,255,364)	244,636
Change in accounting policy to reflect the retrospective adjustments	-	(1,842)	(1,842)
Loss attributable to members of the parent entity	-	(1,921,615)	(1,921,615)
<b>Balance at 31 December 2019</b>	<b>3,500,000</b>	<b>(5,178,821)</b>	<b>(1,678,821)</b>

The accompanying notes form part of these financial statements.

# E-Plus Limited and Controlled Entities

ACN 605 951 059

## Consolidated Statement of Cash Flows

For the Year Ended 31 December 2020

	2020	2019
Note	MYR	MYR
<b>CASH FLOWS FROM OPERATING ACTIVITIES:</b>		
Receipts from customers	3,010,496	4,966,661
Payments to suppliers and employees	(3,183,321)	(5,694,187)
Interest paid	(146,561)	(186,658)
Income taxes paid	(9)	(13,384)
Net cash used in operating activities	<u>17</u> (319,395)	<u>(927,568)</u>
<b>CASH FLOWS FROM INVESTING ACTIVITIES:</b>		
Proceeds from sale of plant and equipment	<u>43,200</u>	143,513
Net cash provided by investing activities	<u>43,200</u>	143,513
<b>CASH FLOWS FROM FINANCING ACTIVITIES:</b>		
Proceeds from other financial liabilities	-	300,899
Proceeds from borrowings	-	104,988
Payment of finance lease liabilities	(219,561)	(157,838)
Net loans to related parties	-	(69,592)
Proceeds from share issuance	<u>500,000</u>	-
Net cash provided by financing activities	<u>280,439</u>	178,457
Effects of exchange rate changes on cash and cash equivalents	-	(1,841)
Net increase/(decrease) in cash and cash equivalents held	4,244	(607,439)
Cash and cash equivalents at beginning of year	<u>34,796</u>	642,235
Cash and cash equivalents at end of financial year	<u>39,040</u>	<u>34,796</u>

The accompanying notes form part of these financial statements.

# E-Plus Limited and Controlled Entities

ACN 605 951 059

## Notes to the Consolidated Financial Statements

For the Year Ended 31 December 2020

The financial report covers E-Plus Limited and its controlled entities ('the Group'). E-Plus Limited is a for-profit Company limited by shares, incorporated and domiciled in Australia.

Each of the entities within the Group prepare their financial statements based on the currency of the primary economic environment in which the entity operates (functional currency). The consolidated financial statements are presented in Australian dollars which is the Group's functional and presentation currency.

The financial report was authorised for issue by the Directors on 15 March 2021.

Comparatives are consistent with prior years, unless otherwise stated.

### 1 Basis of Preparation

The financial statements are general purpose financial statements that have been prepared in accordance with the Australian Accounting Standards and the *Corporations Act 2001*.

These financial statements comply with International Financial Reporting Standards as issued by the International Accounting Standards Board.

### 2 Summary of Significant Accounting Policies

#### (a) Basis for consolidation

The consolidated financial statements include the financial position and performance of controlled entities from the date on which control is obtained until the date that control is lost.

Intragroup assets, liabilities, equity, income, expenses and cashflows relating to transactions between entities in the consolidated entity have been eliminated in full for the purpose of these financial statements.

Appropriate adjustments have been made to a controlled entity's financial position, performance and cash flows where the accounting policies used by that entity were different from those adopted by the consolidated entity. All controlled entities have a June financial year end.

A list of controlled entities is contained in Note 14 to the financial statements.

*Subsidiaries* - Subsidiaries are all entities (including structured entities) over which the parent has control. Control is established when the parent is exposed to, or has rights to variable returns from its involvement with the entity and has the ability to affect those returns through its power to direct the relevant activities of the entity.

#### (b) Revenue and other income

*Revenue from contracts with customers* - The core principle of AASB 15 is that revenue is recognised on a basis that reflects the transfer of promised goods or services to customers at an amount that reflects the consideration the Group expects to receive in exchange for those goods or services. Revenue is recognised by applying a five-step model as follows: 1. Identify the contract with the customer, 2. Identify the performance obligations, 3. Determine the transaction price, 4. Allocate the transaction price to the performance obligations, and 5. Recognise revenue as and when the performance obligations are discharged.

Generally, the timing of the payment for sale of goods and rendering of services corresponds closely to the timing of satisfaction of the performance obligations, however where there is a difference, it will result in the recognition of a receivable, contract asset or contract liability.

None of the revenue streams of the Group have any significant financing terms as there is less than 12 months between receipt of funds and satisfaction of performance obligations.

*Interest income* is recognised on an accrual basis using the effective interest method.

*Other revenues* are recognised when the service has been performed and the right to receive the payment is established.

#### (c) Income Tax

The tax expense recognised in the consolidated statement of profit or loss and other comprehensive income comprises current income tax expense plus deferred tax expense.

# E-Plus Limited and Controlled Entities

ACN 605 951 059

## Notes to the Consolidated Financial Statements

For the Year Ended 31 December 2020

Current tax is the amount of income taxes payable (recoverable) in respect of the taxable profit (loss) for the year and is measured at the amount expected to be paid to (recovered from) the taxation authorities, using the tax rates and laws that have been enacted or substantively enacted by the end of the reporting period. Current tax liabilities (assets) are measured at the amounts expected to be paid to (recovered from) the relevant taxation authority.

Deferred tax is provided on temporary differences which are determined by comparing the carrying amounts of tax bases of assets and liabilities to the carrying amounts in the consolidated financial statements.

Deferred tax is not provided for the following:

- The initial recognition of an asset or liability in a transaction that is not a business combination and at the time of the transaction, affects neither accounting profit nor taxable profit (tax loss).
- Taxable temporary differences arising on the initial recognition of goodwill.
- Temporary differences related to investment in subsidiaries, associates and jointly controlled entities to the extent that the Group is able to control the timing of the reversal of the temporary differences and it is probable that they will not reverse in the foreseeable future.

Deferred tax assets and liabilities are measured at the tax rates that are expected to apply to the period when the asset is realised or the liability is settled, based on tax rates (and tax laws) that have been enacted or substantively enacted by the end of the reporting period.

Deferred tax assets are recognised for all deductible temporary differences and unused tax losses to the extent that it is probable that taxable profit will be available against which the deductible temporary differences and losses can be utilised.

Current and deferred tax is recognised as income or an expense and included in profit or loss for the period except where the tax arises from a transaction which is recognised in other comprehensive income or equity, in which case the tax is recognised in other comprehensive income or equity respectively.

### **(d) Borrowing costs**

Borrowing costs that are directly attributable to the acquisition, construction or production of a qualifying asset are capitalised as part of the cost of that asset.

All other borrowing costs are recognised as an expense in the period in which they are incurred.

### **(e) Goods and services tax (GST)**

Revenue, expenses and assets are recognised net of the amount of goods and services tax (GST), except where the amount of GST incurred is not recoverable from the Australian Taxation Office (ATO).

Receivables and payable are stated inclusive of GST.

Cash flows in the consolidated statement of cash flows are included on a gross basis and the GST component of cash flows arising from investing and financing activities which is recoverable from, or payable to, the taxation authority is classified as operating cash flows.

### **(f) Property, plant and equipment**

Each class of property, plant and equipment is carried at cost or fair value less, where applicable, any accumulated depreciation and impairment.

Land and buildings and plant and equipment are measured using the revaluation model.

# E-Plus Limited and Controlled Entities

ACN 605 951 059

## Notes to the Consolidated Financial Statements

For the Year Ended 31 December 2020

### 2 Summary of Significant Accounting Policies

#### (f) Property, plant and equipment (Continued)

##### Depreciation

Property, plant and equipment, excluding freehold land, is depreciated on a straight-line basis over the assets useful life to the Group, commencing when the asset is ready for use.

Leased assets and leasehold improvements are amortised over the shorter of either the unexpired period of the lease or their estimated useful life.

The depreciation rates used for each class of depreciable asset are shown below:

Fixed asset class	Depreciation rate
Buildings	20%
Furniture, Fixtures and Fittings	10%
Motor Vehicles	20%
Office Equipment	20%

At the end of each annual reporting period, the depreciation method, useful life and residual value of each asset is reviewed. Any revisions are accounted for prospectively as a change in estimate.

#### (g) Financial instruments

Financial instruments are recognised initially on the date that the Group becomes party to the contractual provisions of the instrument. On initial recognition, all financial instruments are measured at fair value plus transaction costs (except for instruments measured at fair value through profit or loss where transaction costs are expensed as incurred).

*Financial Assets.* On initial recognition, the Group classifies its financial assets as; those measured at amortised cost. Financial assets are not reclassified subsequent to their initial recognition unless the Group changes its business model for managing the relevant asset. All recognised financial assets are subsequently measured at either amortised cost or fair value, depending on their classification.

Financial assets measured at amortised cost are those where the business model is to hold assets to collect contractual cash flows and the contractual terms give rise on specified dates to cash flows are solely payments of principal and interest on the amount outstanding. Financial assets measured at amortised cost comprise receivables and cash and cash equivalents. Subsequent to initial recognition, these assets are carried at amortised cost using the effective interest rate method less provision for impairment. All changes in value, income and expenses, impairments, and gain/loss on derecognition are recognised in profit or loss.

*Impairment of financial assets.* Impairment of financial assets is recognised on an expected credit loss (ECL) basis for financial assets measured at amortised cost. Impairments are determined using the simplified approach in AASB 9 which uses an estimation of lifetime expected credit losses. When estimating ECL, the Group considers reasonable and supportable information that is relevant and available. This includes both quantitative and qualitative information and analysis based on historical experience and informed credit assessment including forward looking information. The Group uses the presumption that a financial asset is in default when the other party is unlikely to pay its credit obligations to the Group in full, without recourse by the Group to actions outside of its normal collection activities.

Credit losses are measured as the present value of the difference between the cash flows due to the Group in accordance with the contract and the cash flows expected to be received, using a probability weighted approach. The estimates produced from this are applied to the balances due to estimate the expected credit loss provision. The amount is recorded in a separate allowance account with the loss being recognised in finance expense. Once a financial asset is determined to be uncollectable then the gross carrying amount is written off against the associated allowance. Where the Group renegotiates terms, the new expected cash flows are discounted at the original effective interest rate and any resulting difference to the carrying value is recognised in profit or loss.

*Financial liabilities.* The Group measures all financial liabilities initially at fair value less transaction costs, subsequently financial liabilities are measured at amortised cost using the effective interest rate method. Financial liabilities are recognised when the Group becomes a party to the contractual agreements of the instrument. All interest-related charges and, if applicable, changes in an instrument's fair value that are reported in profit or loss are included in the income statement line items "interest paid". Financial

# E-Plus Limited and Controlled Entities

ACN 605 951 059

## Notes to the Consolidated Financial Statements

For the Year Ended 31 December 2020

### 2 Summary of Significant Accounting Policies

#### (g) Financial instruments (Continued)

liabilities are classified as either financial liabilities 'at fair value through profit or loss' or other financial liabilities depending on the purpose for which the liability was acquired. The Group's financial liabilities include trade and other payables, borrowings and lease liabilities, which are measured at amortised cost using the effective interest rate method. Trade and other payables represent liabilities for goods and services provided to the Group prior to the year end and which are unpaid. These amounts are unsecured and are usually paid in accordance with agreed terms with suppliers.

*Derecognition.* Financial assets are derecognised where the contractual rights to receipt of cash flows expire or the asset is transferred to another party whereby the entity no longer has any significant continuing involvement in the risks and benefits associated with the asset. Financial liabilities are derecognised where the related obligations are discharged, cancelled or expired. The difference between the carrying value of the financial liability extinguished or transferred to another party and the fair value of consideration paid, including the transfer of non-cash assets or liabilities assumed, is recognised in profit or loss.

#### (h) Impairment of non-financial assets

At the end of each reporting period the Group determines whether there is an evidence of an impairment indicator for non-financial assets. Where an indicator exists and regardless for goodwill, indefinite life intangible assets and intangible assets not yet available for use, the recoverable amount of the asset is estimated.

Where assets do not operate independently of other assets, the recoverable amount of the relevant cash-generating unit (CGU) is estimated. The recoverable amount of an asset or CGU is the higher of the fair value less costs of disposal and the value in use. Value in use is the present value of the future cash flows expected to be derived from an asset or cash-generating unit.

Where the recoverable amount is less than the carrying amount, an impairment loss is recognised in profit or loss. Reversal indicators are considered in subsequent periods for all assets which have suffered an impairment loss, except for goodwill.

#### (i) Cash and cash equivalents

Cash and cash equivalents comprise cash on hand, demand deposits and short-term investments which are readily convertible to known amounts of cash and which are subject to an insignificant risk of change in value.

#### (j) Loss per share

Basic loss per share is calculated by dividing the losses attributable to owners of the company by the weighted average number of ordinary shares outstanding during the year.

Diluted loss per share adjusts the basic loss per share to take into account the after-tax effect of interest and other financing costs associated with dilutive potential ordinary shares and the weighted average number of additional ordinary shares that would have been outstanding assuming the conversion of all dilutive potential ordinary shares.

#### (k) Share capital

Ordinary shares are classified as equity. Incremental costs directly attributable to the issue of ordinary shares and share options which vest immediately are recognised as a deduction from equity, net of any tax effects.

#### (l) Foreign currency transactions and balances

Unless otherwise specified, the financial information is presented in Malaysian Ringgit (MYR), which is E-Plus' presentation currency, as well as the Group's functional currency, as the Group operates in Malaysia.

The financial results and position of foreign operations whose functional currency is different from the Group's presentation currency are translated as follows: 1. assets and liabilities are translated at year-end exchange rates prevailing at that reporting date; 2. income and expenses are translated at average exchange rates for the period where the average rate approximates the rate at the date of the transaction; and 3. retained earnings are translated at the exchange rates prevailing at the date of the transaction.

Exchange differences arising on translation of foreign operations are transferred directly to the Group's foreign currency translation reserve in the consolidated statement of financial position. These differences are recognised in the consolidated statement of profit or loss and other comprehensive income in the period in which the operation is disposed.

# E-Plus Limited and Controlled Entities

ACN 605 951 059

## Notes to the Consolidated Financial Statements

For the Year Ended 31 December 2020

### 3 Critical Accounting Estimates and Judgments

The Directors make estimates and judgements during the preparation of these financial statements regarding assumptions about current and future events affecting transactions and balances.

These estimates and judgements are based on the best information available at the time of preparing the financial statements, however as additional information is known then the actual results may differ from the estimates.

The significant estimates and judgements made have been described below.

#### ***Going concern***

The Directors have prepared financial statements on a going concern basis which contemplates the continuity of normal business activity and realisation of assets and settlement of liabilities in the normal course of business.

At 31 December 2020, the Group has recorded a net loss after tax for the half year of MYR 2,131,884 (31 December 2019: loss after tax of MYR 1,921,615). Operating cash outflows during the year were MYR 319,395 (31 December 2019 outflow: MYR 927,568) and as at 31 December 2020, the Group had net current liabilities of MYR 594,605 (31 December 2019 net current liabilities: MYR 1,523,197).

This gives rise to a material uncertainty in relation to the Group's ability to realise its assets and settle its liabilities at the amounts stated in the financial information. However, the Directors consider the Group will be able to meet its obligations as and when they fall due based on the following assumptions:

- Raising additional capital or securing other forms of financing;
- Being able to continue to operate during the COVID -19 recovery process and securing major events projects that conforms to the 'new normal' brought by the pandemic;
- Generating recurring revenues as a result of expansion of the business model to change of business model to digital marketing and social media content creation; and
- Receiving continued financial support from the directors.

Accordingly, these financial statements have been prepared on a going concern basis. No adjustments have been made to the financial information relating to the recoverability or classification of the recorded asset amounts and classification of liabilities that may be necessary should the Group not continue as a going concern.

#### ***Expected credit losses and impairment of receivables***

The allowance for expected credit losses assessment requires a degree of estimation and judgement. It is based on the lifetime expected credit loss, grouped based on days overdue, and makes assumptions to allocate an overall expected credit loss rate for each group. The Company has increased its monitoring of debt recovery as there is an increased probability of customers delaying payment or being unable to pay, due to the COVID-19 pandemic including recognising impairment on amounts considered as no longer collectible.

#### ***Recoverability of property plant and equipment***

Property, plant & equipment and investment property which are held at cost principally comprise buildings, store fixtures and fittings, computer equipment and motor vehicles. These are tested for impairment annually or when conditions dictate.

# E-Plus Limited and Controlled Entities

ACN 605 951 059

## Notes to the Consolidated Financial Statements

For the Year Ended 31 December 2020

### 4 Revenue and Other Income

	2020	2019
	MYR	MYR
Revenue from contracts with customers	1,188,179	3,699,333
Other Income	12,502	57,483
	<u>1,200,681</u>	<u>3,756,816</u>

### 5 Income Tax Expense

(a) The major components of tax expense (income) comprise:

	2020	2019
	MYR	MYR
Current tax expense - local income tax	-	25,187
Deferred tax expense	-	-
<b>Income tax expense</b>	<u>-</u>	<u>25,187</u>

(b) Reconciliation of income tax to accounting loss:

	2020	2019
	MYR	MYR
Loss before income tax	(2,131,844)	(1,896,428)
Tax rate	24.0%	24.0%
Prima facie tax on loss before income tax	(511,643)	(455,143)
Tax effect of: non-deductible expenses	511,643	480,330
<b>Income tax expense</b>	<u>-</u>	<u>25,187</u>



# E-Plus Limited and Controlled Entities

ACN 605 951 059

## Notes to the Consolidated Financial Statements

For the Year Ended 31 December 2020

### 6 Trade and other receivables

	2020 MYR	2019 MYR
CURRENT		
Trade receivables	211,528	539,327
Impairment (2019: Expected credit losses)	(211,528)	(109,346)
<b>Net trade receivables</b>	<u>-</u>	<u>429,981</u>
Related party receivables	1,180,270	6,840,402
Impairment	(1,180,270)	-
<b>Net related party receivables</b>	<u>-</u>	<u>6,840,402</u>
Other receivables	25,099	161,094
Impairment (2019: Expected credit losses)	(9,549)	(34,739)
<b>Net other receivables</b>	<u>15,550</u>	<u>126,355</u>
<b>Total current trade and other receivables</b>	<u><u>15,550</u></u>	<u><u>7,396,738</u></u>

The carrying value of trade receivables is considered a reasonable approximation of fair value due to the short-term nature of the balances. The maximum exposure to credit risk at the reporting date is the fair value of each class of receivable in the financial statement.

#### Impairment of receivables

The Group writes off a trade receivable when there is information indicating that the debtor is in severe financial difficulty and there is no realistic prospect of recovery, e.g., when the debtor has been placed under liquidation or has entered into bankruptcy proceedings or when the trade receivables are over three (3) years past due, whichever occurs first.

*Reconciliation of changes in the expected credit losses of receivables is as follows:*

	2020 MYR	2019 MYR
Balance at the beginning of the year	144,085	144,085
Additions	1,292,639	-
Amounts written off as uncollectible - impairment	(1,436,724)	-
Balance at the end of the year	<u><u>-</u></u>	<u><u>144,085</u></u>

There has been no change in the estimation techniques or significant assumptions made during the current reporting period.

# E-Plus Limited and Controlled Entities

ACN 605 951 059

## Notes to the Consolidated Financial Statements

For the Year Ended 31 December 2020

### 7 Property, plant and equipment

	Plant and Equipment MYR	Furniture, Fixtures and Fittings MYR	Motor Vehicles MYR	Office Equipment MYR	Buildings and Improvements MYR	Total MYR
<b>2020</b>						
At Cost	119,672	241,395	452,881	388,003	658,407	1,860,358
Accumulated depreciation	(119,672)	(241,395)	(452,881)	(366,204)	(158,336)	(1,338,488)
	-	-	-	21,799	500,071	521,870
<b>2019</b>						
At Cost	119,672	241,395	510,452	388,003	658,407	1,917,929
Accumulated depreciation	(106,886)	(217,090)	(272,302)	(333,171)	(152,192)	(1,081,641)
	12,786	24,305	238,150	54,832	506,215	836,288

Movement in the carrying amounts for each class of property, plant and equipment between the beginning and the end of the current financial year:

	Plant and Equipment MYR	Furniture, Fixtures and Fittings MYR	Motor Vehicles MYR	Office Equipment MYR	Buildings and Improvements MYR	Total MYR
<b>Year ended 31 December 2020</b>						
Balance at the beginning of year	12,786	24,305	238,150	54,832	506,215	836,288
Additions	-	-	-	-	-	-
Disposals	-	-	(34,552)	-	-	(34,552)
Depreciation expense	(12,786)	(24,305)	(203,598)	(33,033)	(6,144)	(276,266)
<b>Balance at the end of the year</b>	-	-	-	21,799	500,071	521,870
<b>Year ended 31 December 2019</b>						
Balance at the beginning of year	24,696	79,842	490,323	91,743	541,885	1,228,489
Additions	1,760	-	-	299	-	2,059
Disposals	-	-	(205,397)	-	-	(205,397)
Depreciation expense	(13,670)	(55,537)	(46,776)	(37,210)	(35,670)	(188,863)
<b>Balance at the end of the year</b>	12,786	24,305	238,150	54,832	506,215	836,288

# E-Plus Limited and Controlled Entities

ACN 605 951 059

## Notes to the Consolidated Financial Statements

For the Year Ended 31 December 2020

### 8 Borrowings

	2020	2019
	MYR	MYR
CURRENT		
<i>Unsecured liabilities:</i>		
Related party payables	-	3,509,475
<i>Secured liabilities:</i>		
Bank overdraft	12,532	9
Bank loans (a)	868,756	1,193,421
<b>Total current borrowings</b>	<b>881,288</b>	<b>4,702,905</b>
NON-CURRENT		
Bank loans (a)	1,084,493	991,912
<b>Total borrowings</b>	<b>1,965,781</b>	<b>5,694,817</b>

(a) **Security** - The bank loans are secured over the properties held by E-Plus Limited controlled entities and a joint and several charge provided by Suen Kar Nee and Andrew Ching (over their own personal property). During the current and prior year, there were no defaults or breaches on any of the loans.

### 9 Issued Capital

	2020	2019
	MYR	MYR
250,050,505 (2019: 245,000,000) Ordinary shares	4,000,000	3,500,000
<b>(a) Ordinary shares</b>		
At the beginning of the reporting period	245,000,000	245,000,000
Shares issued during the year (5,000,000 at MYR 0.10 per share)	5,050,505	-
At the end of the reporting period	250,050,505	245,000,000

The holders of ordinary shares are entitled to participate in dividends and the proceeds on winding up of the Company. On a show of hands at meetings of the Company, each holder of ordinary shares has one vote in person or by proxy, and upon a poll each share is entitled to one vote.

The Company does not have authorised capital or par value in respect of its shares.

#### (b) Capital Management

Management controls the capital of the Group, at this particular time of financial distress, in order to ensure the Group can fund its operations and continue as a going concern.

# E-Plus Limited and Controlled Entities

ACN 605 951 059

## Notes to the Consolidated Financial Statements

For the Year Ended 31 December 2020

### 10 Loss per Share

(a) Loss used to calculate overall loss per share

	2020	2019
	MYR	MYR
Loss used to calculate overall loss per share	(2,131,884)	(1,921,615)

(b) Weighted average number of ordinary shares outstanding during the year used in calculating basic LPS

	2020	2019
	No.	No.
Weighted average number of ordinary shares outstanding during the year used in calculating basic LPS	245,511,969	245,000,000
<b>Weighted average number of ordinary shares outstanding during the year used in calculating dilutive LPS</b>	<b>245,511,969</b>	<b>245,000,000</b>

### 11 Financial Risk Management

The Group is exposed to a variety of financial risks through its use of financial instruments. The Group's overall risk management plan seeks to minimise potential adverse effects due to the unpredictability of financial markets. The most significant financial risks to which the Group is exposed to are liquidity risk, credit risk, and market risk – price risk. The principal categories of financial instrument used by the Group are trade receivables, cash at bank, bank overdraft, trade and other payables, and loans and borrowings.

The Board of Directors has responsibility for the establishment of the Group's financial risk management framework. This includes the development of policies covering areas such as foreign exchange risk, interest rate risk, liquidity risk and credit risk. Risk management policies and systems are reviewed regularly to reflect changes in market conditions and the Group's activities.

The day-to-day risk management is carried out by the Group's finance function under policies and objectives which have been approved by the Board of Directors. The Chief Operating Officer has been delegated the authority for designing and implementing processes which follow the objectives and policies. This includes monitoring the levels of exposure to interest rate and foreign exchange rate risk and assessment of market forecasts for interest rate and foreign exchange movements. The Board of Directors receives monthly reports which provide details of the effectiveness of the processes and policies in place. Mitigation strategies for specific risks faced are described below:

#### Liquidity risk

Liquidity risk arises from the Group's management of working capital. It is the risk that the Group will encounter difficulty in meeting its financial obligations as they fall due. The Group is exposed to liquidity risk through its use of financial instruments. The principal categories of financial instruments used by the Group are cash, receivables, trade and other payables, loans and hire purchase liabilities.

The table below summarises the maturity profile of the Group's financial liabilities based on contractual undiscounted payments.

	Within 1 Year		2 to 5 Years		Total	
	2020	2019	2020	2019	2020	2019
	MYR	MYR	MYR	MYR	MYR	MYR
<i>Financial liabilities due for payment</i>						
Trade and other payables	1,948,107	4,048,562	-	-	1,948,107	4,048,562
Related party payables	-	3,509,475	-	-	-	3,509,475
Bank loans	868,766	1,193,421	1,084,493	991,912	1,953,259	2,185,333
<b>Total contractual outflows</b>	<b>2,816,873</b>	<b>8,751,458</b>	<b>1,084,493</b>	<b>991,912</b>	<b>3,901,356</b>	<b>9,743,370</b>

The timing of expected outflows is not expected to be materially different from contracted cashflows.

# E-Plus Limited and Controlled Entities

ACN 605 951 059

## Notes to the Consolidated Financial Statements

For the Year Ended 31 December 2020

### 11 Financial Risk Management (continued)

#### Credit risk

Credit risk refers to the risk that a counterparty will default on its contractual obligations resulting in a financial loss to the Group. Credit risk arises from cash and cash equivalents, derivative financial instruments and deposits with banks and financial institutions, as well as credit exposure to wholesale and retail customers, including outstanding receivables and committed transactions. The credit risk for liquid funds and other short-term financial assets is considered negligible, since the counterparties are reputable banks with high quality external credit ratings.

#### Trade receivables

Credit limits are established for each customer and the utilisation of credit limits by customers is regularly monitored by line management. Customers who subsequently fail to meet their credit terms are required to make purchases on a prepayment basis until creditworthiness can be re-established.

The Group's exposure to credit risk is influenced mainly by the individual characteristics of each customer. However, management also considers the factors that may influence the credit risk of its customer base, including the default risk associated with the industry and country in which the customers operate.

The following table details the Group's trade and other receivables exposure to credit risk (prior to collateral and other credit enhancements) with ageing analysis and impairment provided for thereon. Amounts are considered as 'past due' when the debt has not been settled, within the terms and conditions agreed between the Group and the customer or counter party to the transaction. Receivables that are past due are assessed for impairment by ascertaining solvency of the debtors and are provided for where there is objective evidence indicating that the debt may not be fully repaid to the Group.

The following table details the company's maximum exposure to credit risk.

	Gross amount MYR	Past due and impaired MYR	Past due but not impaired (days overdue)			
			Within initial trade terms MYR	31-60 MYR	61-90 MYR	> 90 MYR
<b>2020</b>						
Trade and other receivables	1,346,429	(1,330,879)	-	-	-	15,550
Related party receivables	-	-	-	-	-	-
<b>Total</b>	<b>1,346,429</b>	<b>(1,330,879)</b>	<b>-</b>	<b>-</b>	<b>-</b>	<b>15,550</b>
<b>2019</b>						
Trade and other receivables	3,366,613	(73,873)	232,616	12,880	-	3,120,117
Related party receivables	4,013,116	-	-	-	-	4,013,116
<b>Total</b>	<b>7,379,729</b>	<b>(73,873)</b>	<b>232,616</b>	<b>12,880</b>	<b>-</b>	<b>7,133,233</b>

# E-Plus Limited and Controlled Entities

ACN 605 951 059

## Notes to the Consolidated Financial Statements

For the Year Ended 31 December 2020

### 12 Key Management Personnel Remuneration

Key management personnel remuneration included within employee expenses for the year is shown below:

	2020 MYR	2019 MYR
Short-term employee benefits	76,928	698,767
Long-term benefits	-	43,200
	<u>76,928</u>	<u>741,967</u>

### 13 Auditors' Remuneration

	2020 MYR	2019 MYR
<i>Fees paid to LNP Audit and Assurance Pty Ltd for:</i>		
- auditing and reviewing the financial statements	<u>92,691</u>	<u>91,750</u>
	<u>92,691</u>	<u>91,750</u>

### 14 Interests in Subsidiaries

	Principal place of business / Country of Incorporation	Percentage Owned (%)*	Percentage Owned (%)*
		2020	2019
Subsidiaries:			
E-Plus Global SDN BHD	Malaysia	100	100
E-Plus Entertainment Productions (M) SDN BHD	Malaysia	100	100

\*The percentage of ownership interest held is equivalent to the percentage voting rights for all subsidiaries.

### 15 Commitments and contingencies

In the opinion of the Directors, the Company did not have any commitments or contingencies at 31 December 2020 (31 December 2019: None)

# E-Plus Limited and Controlled Entities

ACN 605 951 059

## Notes to the Consolidated Financial Statements

For the Year Ended 31 December 2020

### 16 Related Parties

#### (a) The Group's main related parties are as follows:

The ultimate parent entity, which exercises control over the Group, is E-Plus Limited which is incorporated in Australia and owns 100% of E-Plus Global SDN BHD and E-Plus Entertainment Productions (M) SDN BHD.

Key management personnel - refer to Note 12.

Other related parties include close family members of key management personnel and entities that are controlled or significantly influenced by those key management personnel or their close family members.

#### (b) Transactions with related parties

Transactions between related parties are on normal commercial terms and conditions no more favourable than those available to other parties unless otherwise stated.

The following transactions occurred with related parties:

	Transactions during the period		Balance outstanding to / (from) the Group	
	2020 MYR	2019 MYR	2020 MYR	2019 MYR
<b>Directors</b>				
Directors' remuneration	(76,928)	(743,813)	-	-
Directors' loans	-	-	-	(4,493,596)
<b>Related entities – miscellaneous expenses charges/(cost recoveries)</b>				
E-Plus Entertainment Productions (Thailand) Co. Ltd	(8,685)	-	-	2,424,292
PT. E-Plus Events Indonesia	(100,837)	(26,301)	-	1,897,341
E-Plus Event Management Philippines	15,297	(196,812)	-	1,112,196
E-Plus Entertainment Productions (SG) Pte. Ltd	(5,289)	-	-	1,417,799
Sendi Dunia Sdn. Bhd.	9,732	69,900	-	(146,341)
Dreamteam Asia Marketing Sdn Bhd	5,102	-	-	7,116
Ultra Blue Sdn Bhd	7,912	20,000	-	(64,788)

# E-Plus Limited and Controlled Entities

ACN 605 951 059

## Notes to the Consolidated Financial Statements

For the Year Ended 31 December 2020

### 17 Cash Flow Information

Reconciliation of net income to net cash provided by operating activities:

	2020	2019
	MYR	MYR
Loss for the year	(2,131,884)	(1,921,615)
Cash flows excluded from profit attributable to operating activities		
Non-cash flows in profit:		
- depreciation	276,268	205,311
- (profit)/loss on disposal of property, plant and equipment	(6,648)	59,825
- impairment losses	1,359,655	310,000
Changes in assets and liabilities:		
- (increase)/decrease in trade and other receivables	2,552,467	1,039,267
- (increase)/decrease in deferred tax asset	-	26,800
- increase/(decrease) in trade and other payables	(2,100,455)	(632,159)
- increase/(decrease) in deferred income	(253,698)	-
- increase/(decrease) in income taxes payable	(15,100)	1,814
- increase/(decrease) in deferred tax liability	-	(16,811)
Cashflows used in operations	<u>(319,395)</u>	<u>(927,568)</u>

### 18 Parent entity

The following information has been extracted from the books and records of the parent, E-Plus Limited and has been prepared in accordance with Accounting Standards. The financial information for the parent entity, E-Plus Limited has been prepared on the same basis as the financial statements except as disclosed below.

*Investments in subsidiaries* - Investments in subsidiaries are accounted for at cost in the financial statements of the parent entity.

	2020	2019
	MYR	MYR
<b>Statement of Financial Position</b>		
Total assets	-	29,378
Total liabilities	1,560,371	1,708,203
Net liabilities/Equity	<u>(1,560,371)</u>	<u>(1,678,825)</u>
<b>Statement of Profit or Loss and Other Comprehensive Income</b>		
Total comprehensive loss for the year	<u>(381,546)</u>	<u>(415,533)</u>

### 19 Events Occurring After the Reporting Date

The financial report was authorised for issue on 15 March 2021 by the board of Directors.

On 18 January 2021, the Company issued 3,000,000 shares at MYR 0.10 per share and raised MYR 300,000.

Except for the above, no other matters or circumstances have arisen since the end of the financial year which significantly affected or may significantly affect the operations of the company, the results of those operations or the state of affairs of the company in future financial years, other than those already disclosed.



# E-Plus Limited and Controlled Entities

ACN 605 951 059


## Directors' Declaration

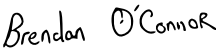
31 December 2020

The Directors of the Company declare that:

1. the financial statements and notes for the year ended 31 December 2020 are in accordance with the *Corporations Act 2001* and:
  - a. comply with Accounting Standards, which, as stated in basis of preparation Note 1 to the financial statements, constitutes explicit and unreserved compliance with International Financial Reporting Standards (IFRS); and
  - b. give a true and fair view of the financial position and performance of the consolidated group;
2. the Chief Executive Officer and Chief Finance Officer have given the declarations required by Section 295A that:
  - a. the financial records of the Company for the financial year have been properly maintained in accordance with section 286 of the *Corporations Act 2001*;
  - b. the financial statements and notes for the financial year comply with the Accounting Standards; and
  - c. the financial statements and notes for the financial year give a true and fair view.
3. in the Directors' opinion, there are reasonable grounds to believe that the Company will be able to pay its debts as and when they become due and payable.

This declaration is made in accordance with a resolution of the Board of Directors.

Director :  .....

Director  .....

Dated: 15 MARCH 2021

## INDEPENDENT AUDIT REPORT TO THE MEMBERS OF E-PLUS LIMITED AND CONTROLLED ENTITIES

### ***Disclaimer of Opinion***

We were engaged to audit the financial report of E-Plus Limited and Controlled Entities, (the Group), which comprises the statement of financial position as at 31 December 2020, the statement of profit or loss and other comprehensive income, the statement of changes in equity and the statement of cash flows for the year then ended, notes comprising a summary of significant accounting policies and other explanatory information and the Directors' Declaration of the Group.

We do not express an opinion on the accompanying financial report of the Group. Because of the significance of the matters described in the Basis of Disclaimer of Opinion section of our report, we have not been able to obtain sufficient appropriate audit evidence to provide a basis for an audit opinion on this financial report.

### ***Basis for Disclaimer of Opinion***

Note 3 of the financial statements discloses conditions that indicate the existence of a material uncertainty relating to the matters surrounding the continuing use of the going concern assumption in preparation of these financial statements. We have been unable to obtain sufficient appropriate audit evidence to support management assessment of the Group's ability to continue as a going concern, and the ongoing effect of the movement restrictions and social distancing rules arising from COVID-19 on the Group operations and cash flows.

We consider the impact of the above matters to be material and pervasive to the financial statements of the Group.

### ***Directors' Responsibilities***

The Directors of the Company are responsible for the preparation of the financial report that gives a true and fair view in accordance with Australian Accounting Standards and the *Corporations Act 2001* and for such internal control as the Directors determine is necessary to enable the preparation of the financial report that gives a true and fair view and is free from material misstatement, whether due to fraud or error.

In preparing the financial report, the Directors are responsible for assessing the Company's ability to continue as a going concern, disclosing, as applicable, matters related to going concern and using the going concern basis of accounting unless the Directors either intend to liquidate the Company or cease operations, or have no realistic alternative but to do so.

## ***Auditor's Responsibilities for the Audit of the Financial Report***

Our responsibility is to conduct an audit of the financial report in accordance with Australian Auditing Standards and to issue an auditor's report. However, because of the matter described in the Basis for Disclaimer of Opinion section of our report, we were not able to obtain sufficient appropriate audit evidence to provide a basis for an audit opinion on the financial report.

We are independent of the Group in accordance with the ethical requirements of the Accounting Professional and Ethical Standards Board's APES 110 Code of Ethics for Professional Accountants (the Code) that are relevant to our audit of the financial report in Australia. We have also fulfilled our other ethical responsibilities in accordance with the Code

## ***Opinion on the Remuneration Report***

We have audited the Remuneration Report included in pages 7 to 9 of the Directors' Report for the year ended 31 December 2020.

In our opinion, the Remuneration Report of E-Plus Limited and Controlled Entities for the year ended 31 December 2020, complies with section 300A of the Corporations Act 2001.

## ***Responsibilities***

The Directors of the Company are responsible for the preparation and presentation of the Remuneration Report in accordance with section 300A of the Corporations Act 2001. Our responsibility is to express an opinion on the Remuneration Report, based on our audit conducted in accordance with Australian Auditing Standards.

The engagement partner on the audit resulting in this independent auditor's report is Anthony Rose.

LNP Audit and Assurance Pty Ltd



Anthony Rose  
Director  
Sydney

15 March 2021

# E-Plus Limited

ACN 605 951 059

## Additional Information for Listed Public Companies

Year Ended 31 December 2020

### NSX Additional Information

Additional information required by the ASX Listing Rules and not disclosed elsewhere in this report is set out below. This information is effective as at 31 December 2020.

### Substantial shareholders

The number of shares held either directly or indirectly by substantial shareholders listed in the holding company's register on 31 December 2020 was:

Shareholders	%
KON KONG CHING	19.596
WEI PENG KONG	17.636
KAR NEE SUEN	17.596

### Voting rights - Ordinary Shares

On a show of hands, every member present at a meeting in person or by proxy shall have one vote and upon a poll each share shall have one vote. On a poll, every member who is present in person or by proxy or attorney, or being a corporation, by its authorised representative, shall have one vote for every share of which he is the holder. There no other classes of equity securities.

### List of Top 10 Shareholders

Shareholder	Numbers of Shares	% of issued
KON KONG CHING	49,000,000	19.596%
WEI PENG KONG	44,100,000	17.636%
KAR NEE SUEN	44,000,000	17.596%
KEONG NGOK CHING	22,133,000	8.851%
KAR NYAN SUEN	13,825,700	5.529%
MEG CHOON LOW	7,350,000	2.939%
SHIRLEY YAP	6,662,680	2.665%
KAY TIEN TANG	6,645,000	2.657%
TECK WEE LIM	6,321,668	2.528%
KENG YAW CHEW	6,025,000	2.410%
Total Securities of Top 10 Holdings	206,063,048	82.409%
<b>Total of Securities</b>	<b>245,000,000</b>	

### Shareholder Distribution Analysis

Holdings Ranges	Holders	Total Units	%
1-1,000	0	0	0.000
1,001-5,000	0	0	0.000
5,001-10,000	2	16,000	0.010
10,001-100,000	27	1,473,800	0.590
100,001-99,999,999,999	29	248,560,705	99.400
<b>Totals</b>	<b>58</b>	<b>250,050,505</b>	<b>100.000</b>