

Bellarine Peninsula Community Branch Ltd
Condensed Financial Statements
For The Half Year Ended
31 December 2016

BELLARINE PENINSULA COMMUNITY BRANCH LIMITED

A.B.N. 33 089 107 657

CONDENSED FINANCIAL STATEMENTS

DIRECTORS' REPORT

Your Directors submit the financial report of the company for the half year ended 31 December 2016.

Directors

The names of directors who held office during the half year and until the date of this report are:

| | |
|-----------|---------------------------------|
| J Finlay | G Webster |
| P Jones | R Barker (appointed 29/7/2016) |
| S Baldwin | S Follett (appointed 29/7/2016) |
| S Wight | J Randone (resigned 6/9/2016) |
| K Trewin | P Evans (resigned 9/11/2016) |

Principal activities

The principal activities of the company during the course of the financial period were in providing community banking services under management rights to operate a franchised branch of Bendigo and Adelaide Bank Limited.

Review of operations

Operations have continued to perform in line with expectations. The net profit of the company for the financial period was \$147,792 (2015 \$60,459)

Matters subsequent to the end of the reporting period

There are no matters or circumstances that have arisen since the end of the half year reporting period that have significantly affected or may significantly affect the operations of the company, the results of those operations or the state of affairs of the company.


Auditor's Independence Declaration

A copy of the Auditor's independence declaration as required under section 307C of the Corporations Act 2001 is attached.

Signed in accordance with a resolution of the Directors



Signed on the 28 day of February, 2017



**AUDITOR'S INDEPENDENCE DECLARATION UNDER SECTION 307C
OF THE CORPORATIONS ACT 2001
TO THE DIRECTORS OF THE BELLARINE PENINSULA COMMUNITY BRANCH LIMITED**

I declare that, to the best of my knowledge and belief, during the half-year ended 31 December 2016 there have been:

- a. no contraventions of the auditor independence requirements as set out in the *Corporations Act 2001* in relation to the review, and
- b. no contraventions of any applicable code of professional conduct in relation to the review.



LBW CHARTERED ACCOUNTANTS



SRIPATHY SARMA
PRINCIPAL

Dated this 28 day of February 2017

GEELONG OFFICE

35-37 Gordon Avenue
Geelong West VIC 3218
T: 03 5221 6111
F: 03 5223 1966


MELBOURNE OFFICE

Level 3, 365 Little Collins Street
Melbourne VIC 3000
T: 03 9670 4444
F: 03 5223 1966

POSTAL ADDRESS

PO Box 4115
Geelong VIC 3220

EMAIL lbw@lbwca.com.au

WEB www.lbwca.com.au
 @lbwca



CHARTERED ACCOUNTANTS
AUSTRALIA • NEW ZEALAND

Liability limited by a scheme
approved under Professional
Standards Legislation, other than
for the acts or omissions
of financial services licensees.

BELLARINE PENINSULA COMMUNITY BRANCH LIMITED

A.B.N. 33 089 107 657

CONDENSED INCOME STATEMENT

FOR THE HALF-YEAR ENDED 31 DECEMBER 2016

| | 31-Dec 2016 \$ | 31-Dec 2015 \$ |
|---|-------------------------------|-------------------------------|
| Revenue from ordinary activities | 892,227 | 777,675 |
| Employee benefit expense | (427,280) | (448,247) |
| Depreciation and amortisation expense | (26,714) | (24,253) |
| Other expenses | (238,305) | (230,559) |
| Finance costs | (285) | - |
| Profit before income tax expense for the half-year | 199,643 | 74,616 |
| Income tax expense | 51,851 | 14,157 |
| Profit after income tax expense for the half-year | 147,792 | 60,459 |
| Total Comprehensive income for the half-year | 147,792 | 60,459 |
| Earnings per share: | | |
| Basic earnings per share from continuing operations | \$0.09 | \$0.04 |
| Diluted earnings per share from continuing operations | \$0.09 | \$0.04 |

The accompanying notes form part of these financial statements.

BELLARINE PENINSULA COMMUNITY BRANCH LIMITED

A.B.N. 33 089 107 657

CONDENSED BALANCE SHEET

AS AT 31 DECEMBER 2016

| | 31-Dec 2016 \$ | 30-Jun 2016 \$ |
|--------------------------------------|-------------------------------|-------------------------------|
| Current Assets | | |
| Cash and Cash Equivalents | 680,479 | 572,129 |
| Receivables | 129,638 | 119,381 |
| Other Tax Assets | - | - |
| Total Current Assets | <u>810,118</u> | <u>691,510</u> |
| Non-Current Assets | | |
| Other Financial Assets | 19,200 | 19,200 |
| Property, plant and equipment | 339,332 | 339,501 |
| Intangible Assets | 161,596 | 175,598 |
| Deferred Tax Assets | 25,653 | 25,263 |
| Total Non-Current Assets | <u>545,781</u> | <u>559,562</u> |
| Total Assets | <u>1,355,898</u> | <u>1,251,072</u> |
| Current Liabilities | | |
| Payables | 50,368 | 49,369 |
| Borrowings | 4,497 | 4,497 |
| Short-term provisions | 69,011 | 80,983 |
| Current Tax Liabilities | 61,825 | 10,384 |
| Total Current Liabilities | <u>185,701</u> | <u>145,233</u> |
| Non-Current Liabilities | | |
| Borrowings | 8,620 | 10,869 |
| Long-term provisions | 7,609 | 8,866 |
| Total Non-Current Liabilities | <u>16,229</u> | <u>19,735</u> |
| Total Liabilities | <u>201,930</u> | <u>164,968</u> |
| Net Assets/(Liabilities) | <u>1,153,968</u> | <u>1,086,104</u> |
| Equity | | |
| Issued capital | 787,911 | 787,911 |
| Financial Assets Reserve | (20,800) | (20,800) |
| Retained profits | 386,857 | 318,993 |
| Total Equity | <u>1,153,968</u> | <u>1,086,104</u> |

The accompanying notes form part of these financial statements.

BELLARINE PENINSULA COMMUNITY BRANCH LIMITED
A.B.N. 33 089 107 657
CONDENSED STATEMENT OF CHANGES IN EQUITY
AS AT 31 DECEMBER 2016

| 2016 | Note | Share Capital \$ | Financial Asset Reserve \$ | Retained Earnings \$ | Total Equity \$ |
|-----------------------------|------|------------------------|----------------------------------|----------------------------|-----------------------|
| Balance at 1 July 2016 | | 787,911 | (20,800) | 318,993 | 1,086,104 |
| Dividends paid | | - | - | (79,929) | (79,929) |
| Comprehensive Result | | - | - | 147,792 | 147,792 |
| Balance at 31 December 2016 | | <u>787,911</u> | <u>(20,800)</u> | <u>386,856</u> | <u>1,153,967</u> |

| 2015 | | Share Capital \$ | Financial Asset Reserve \$ | Retained Earnings \$ | Total Equity \$ |
|-----------------------------|--|------------------------|----------------------------------|----------------------------|-----------------------|
| Balance at 1 July 2015 | | 787,911 | (20,800) | 279,032 | 1,046,143 |
| Dividends paid | | - | - | (63,943) | (63,943) |
| Comprehensive Result | | - | - | 60,459 | 60,459 |
| Balance at 31 December 2015 | | <u>787,911</u> | <u>(20,800)</u> | <u>275,548</u> | <u>1,042,659</u> |

The accompanying notes form part of these financial statements.

BELLARINE PENINSULA COMMUNITY BRANCH LIMITED

A.B.N. 33 089 107 657

CONDENSED STATEMENT OF CASH FLOWS

FOR THE HALF-YEAR ENDED 31 DECEMBER 2016

| | 31-Dec 2016 \$ | 31-Dec 2015 \$ |
|--|-------------------------------|-------------------------------|
| Cash Flows From Operating Activities | | |
| Receipts from customers | 874,223 | 745,559 |
| Payments to suppliers & employees | (682,257) | (712,215) |
| Income tax paid | (800) | 24,914 |
| Interest received | <u>7,747</u> | <u>7,554</u> |
| Net cash provided by operating activities | <u>198,913</u> | <u>65,812</u> |
| Cash Flows From Investing Activities | | |
| Purchase of non-current assets | (8,386) | (18,283) |
| Purchase of intangible assets | <u>-</u> | <u>-</u> |
| Net cash provided by (used in) investing activities | <u>(8,386)</u> | <u>(18,283)</u> |
| Cash Flows From Financing Activities | | |
| Proceeds from borrowings | - | 17,615 |
| Repayments of borrowings | (2,249) | - |
| Dividends Paid | <u>(79,929)</u> | <u>(63,943)</u> |
| Net cash provided by (used in) financing activities | <u>(82,177)</u> | <u>(46,328)</u> |
| Net increase in cash held | 108,350 | 1,201 |
| Cash at 1 July | <u>572,129</u> | <u>474,639</u> |
| Cash at 31 December | <u><u>680,479</u></u> | <u><u>475,840</u></u> |

The accompanying notes form part of these financial statements.

BELLARINE PENINSULA COMMUNITY BRANCH LIMITED

A.B.N. 33 089 107 657

NOTES TO THE CONDENSED FINANCIAL STATEMENTS

FOR THE HALF-YEAR ENDED 31 DECEMBER 2016

1. Basis of preparation of the Half-Year Financial Report

(a) Basis of accounting

The half year financial report does not include all notes of the type normally included within the annual financial report and therefore cannot be expected to provide as full an understanding of the financial performance, financial position and financing and investing activities of the entity as the full financial report.

It is recommended that this financial report be read in conjunction with the annual financial report for the year ended 30 June 2016 and any public announcements made by the Company during the half-year in accordance with continuous disclosure requirements under the Corporations Act 2001.

The half year financial report is a general purpose financial report which has been prepared in accordance with the requirements of the Corporations Act 2001, applicable Accounting Standards including AASB 134 "Interim Financial Reporting" and other mandatory professional reporting requirements.

For the purpose of preparing the half year financial statements the half year has been treated as a discrete reporting period.

(b) Summary of significant accounting policies

The accounting policies have been consistently applied and are consistent with those applied in the 30 June 2016 financial statements.

2. Events subsequent to Reporting Date

There have been no events subsequent to reporting date that would materially effect the financial statements at the reporting date.

3. Contingent Assets and Liabilities

Since the last annual reporting date there has been no material change of any contingent assets or contingent liabilities.

4. Segment Reporting

The economic entity operates in the financial services sector where it provides banking services to its clients. The economic entity operates in one geographic area being the Bellarine Peninsula.

5. Dividends Paid

There has been a Franked Dividend of 5 cents per share paid on 1 December, 2016.

BELLARINE PENINSULA COMMUNITY BRANCH LIMITED

A.B.N. 33 089 107 657

CONDENSED FINANCIAL STATEMENTS

DIRECTORS' DECLARATION

In accordance with a resolution of the directors of Bellarine Peninsula Community Branch Ltd, the directors of the company declare that:

In the opinion of the directors:

- (1) the financial statements and notes of the company:
 - (i) give a true and fair view of the company's financial position as at 31 December 2016 and its performance for the half-year ended on that date; and
 - (ii) comply with Accounting Standard AASB 134, "Interim Financial Reporting" and the Corporations Regulations 2001; and
- (2) there are reasonable grounds to believe that the company will be able to pay its debts as and when they become due and payable.

On behalf of the Board


.....

Dated this 28 day of February, 2017



**INDEPENDENT AUDITOR'S REVIEW REPORT TO THE MEMBERS OF THE
BELLARINE PENINSULA COMMUNITY BRANCH LIMITED**

Report on the Half-year Financial Report

We have reviewed the accompanying half-year financial report of the Bellarine Peninsula Community Branch Limited which comprises the condensed balance sheet as at 31 December 2016, and the condensed income statement, condensed statement of changes in equity and condensed cash flow statement for the half-year ended on that date, a statement of accounting policies, other selected explanatory notes and the directors' declaration.

Directors' Responsibility for the Half-Year Financial Report

The directors of the entity are responsible for the preparation and fair presentation of the half-year financial report in accordance with Australian Accounting Standards AASB 134 and the *Corporations Act 2001* and for such internal control as the directors determine is necessary to enable the preparation of the half-year financial report that gives a true and fair view and is free from material misstatement, whether due to fraud or error.

Auditor's Responsibility

Our responsibility is to express a conclusion on the half-year financial report based on our review. We conducted our review in accordance with Auditing Standard on Review Engagements ASRE 2410 *Review of an Interim Financial Report Performed by the Independent Auditor of the Entity*, in order to state whether, on the basis of the procedures described, we have become aware of any matter that makes us believe that the financial report is not in accordance with the *Corporations Act 2001* including: giving a true and fair view of the consolidated entity's financial position as at 31 December 2016 and its performance for the half-year ended on that date; and complying with Accounting Standard AASB 134: Interim Financial Reporting and the Corporations Regulations 2001. As the auditor of the Bellarine Peninsula Community Branch Limited, ASRE 2410 requires that we comply with the ethical requirements relevant to the audit of the annual financial report.

A review of a half-year financial report consists of making enquiries, primarily of persons responsible for financial and accounting matters, and applying analytical and other review procedures. A review is substantially less in scope than an audit conducted in accordance with Australian Auditing Standards and consequently does not enable us to obtain assurance that we would become aware of all significant matters that might be identified in an audit. Accordingly, we do not express an audit opinion.

Independence

In conducting our review, we have complied with the independence requirements of the *Corporations Act 2001*. We confirm that the independence declaration required by the *Corporations Act 2001*, which has been given to the directors of the Bellarine Peninsula Community Branch Limited, would be in the same terms if given to the directors as at the time of this auditor's review report.



CHARTERED ACCOUNTANTS
AUSTRALIA • NEW ZEALAND

GEELONG OFFICE

35-37 Gordon Avenue
Geelong West VIC 3218
T: 03 5221 6111
F: 03 5223 1966


MELBOURNE OFFICE

Level 3, 365 Little Collins Street
Melbourne VIC 3000
T: 03 9670 4444
F: 03 5223 1966

POSTAL ADDRESS

PO Box 4115
Geelong VIC 3220

EMAIL lbw@lbwca.com.au

WEB www.lbwca.com.au
 [@lbwca](https://twitter.com/lbwca)

Liability limited by a scheme
approved under Professional
Standards Legislation, other than
for the acts or omissions
of financial services licensees.



Conclusion

Based on our review, which is not an audit, we have not become aware of any matter that makes us believe that the half-year financial report of the Bellarine Peninsula Community Branch Limited is not in accordance with the *Corporations Act 2001* including:

- A. giving a true and fair view of the entity's financial position as at 31 December 2016 and of its performance for the half-year ended on that date; and
- B. complying with Accounting Standard AASB 134 Interim Financial Reporting and Corporations Regulations 2001.



LBW CHARTERED ACCOUNTANTS



SRIPATHY SARMA
PRINCIPAL

Dated this 28 day of February 2017



CHARTERED ACCOUNTANTS
AUSTRALIA • NEW ZEALAND

GEELONG OFFICE

35-37 Gordon Avenue
Geelong West VIC 3218
T: 03 5221 6111
F: 03 5223 1966


MELBOURNE OFFICE

Level 3, 365 Little Collins Street
Melbourne VIC 3000
T: 03 9670 4444
F: 03 5223 1966

POSTAL ADDRESS

PO Box 4115
Geelong VIC 3220

EMAIL lbw@lbwca.com.au

WEB www.lbwca.com.au
 @lbwca

Liability limited by a scheme
approved under Professional
Standards Legislation, other than
for the acts or omissions
of financial services licensees.

SECTION 2A: APPENDIX 3

HALF YEAR REPORT

The following information must be given to NSX under listing rule 6.10

1. Details of the reporting period and the previous corresponding period.
2. Key information in relation to the following. This information must be identified as ***“Results for announcement to the market”***.
 - 2.1 The amount and percentage change up or down from the previous corresponding period of revenue.
 - 2.2 The amount and percentage change up or down from the previous corresponding period of profit (loss) after income tax
 - 2.3 The amount and percentage change up or down from the previous corresponding period of profit (loss) for the period attributable to members of the parent.
 - 2.4 The amount per security and franked amount per security of final and interim dividends or a statement that it is not proposed to pay dividends.
 - 2.5 The record date for determining entitlements to the dividends (if any).
 - 2.6 A brief explanation of any of the figures in 2.1 to 2.4 necessary to enable the figures to be understood.

Note: The information required by item 2 must be placed at the beginning of the report. The other information may be presented in whatever way is the most clear and helpful to users, e.g. combined with the body of the report, combined with notes to the accounts, or set out separately.

3. Net tangible assets per security with the comparative figure for the previous corresponding period.
4. Details of entities over which control has been gained or lost during the period, including the following.
 - 4.1 Name of the entity.
 - 4.2 The date of the gain or loss of control.
 - 4.3 Where material to an understanding of the report – the contribution of such entities to the reporting entity’s profit from ordinary activities during the period and the profit or loss of such entities during the whole of the previous corresponding period.
5. Details of individual and total dividends or distributions and dividend or

distribution payments. The details must include the date on which each dividend or distribution is payable, and (if known) the amount per security of foreign sourced dividend or distribution.

6. Details of any dividend or distribution reinvestment plans in operation and the last date for the receipt of an election notice for participation in any dividend or distribution reinvestment plan.
7. Details of associates and joint venture entities including the name of the associate or joint venture entity and details of the reporting entity's percentage holding in each of these entities and – where material to an understanding of the report - aggregate share of profits (losses) of these entities, details of contributions to net profit for each of these entities, and with comparative figures for each of these disclosures for the previous corresponding period.
8. For foreign entities, which set of accounting standards is used in compiling the report (e.g. International Accounting Standards).
9. For all entities, if the accounts are subject to audit dispute or qualification, a description of the dispute or qualification.

Note: The audit report or review must be provided as part of the report

Please refer to the relevant Practice Note for the preferred format of this information, to be published by the *Exchange* from time to time.

PRELIMINARY FINAL REPORT

The following information must be given to NSX under listing rule 6.11

1. Details of the reporting period and the previous corresponding period.
2. Key information in relation to the following. This information must be identified as ***“Results for announcement to the market”***.
 - 2.1 The amount and percentage change up or down from the previous corresponding period of revenue.
 - 2.2 The amount and percentage change up or down from the previous corresponding period of profit (loss) after income tax.
 - 2.3 The amount and percentage change up or down from the previous corresponding period of profit (loss) for the period attributable to members of the parent.
 - 2.4 The amount per security and franked amount per security of final and interim dividends or a statement that it is not proposed to pay dividends.
 - 2.5 The record date for determining entitlements to the dividends (if any).
 - 2.6 A brief explanation of any of the figures in 2.1 to 2.4 necessary to enable the figures to be understood.

Note: The information required by item 2 must be placed at the beginning of the report. The other information may be presented in whatever way is most convenient, eg combined with the body of the report, combined with notes to the accounts, or set out separately.

3. An income statement together with notes to the statement, prepared in compliance with AASB 101: Presentation of Financial Statements and 108: Accounting Policies, Changes in Accounting Estimates and Errors or the equivalent foreign accounting standard.
4. A balance sheet together with notes to the statement prepared in compliance with AASB 101: Presentation of Financial Statements or the equivalent foreign accounting standard. The statement of financial position may be condensed but must report as line items each significant class of asset, liability, and equity element with appropriate sub-totals.
5. A statement of changes in equity together with notes to the statement prepared in accordance with AASB 101: Presentation of Financial Statements or the equivalent foreign accounting standard.
6. A statement of cash flows together with notes to the statement. The statement of cash flows may be condensed but must report as line items each significant form of cash flow and comply with the disclosure requirements of AASB 107: Cash Flow Statements, or the equivalent foreign accounting

standard.

7. Details of individual and total dividends or distributions and dividend or distribution payments. The details must include the date on which each dividend or distribution is payable and (if known) the amount per security of foreign sourced dividend or distribution.
8. Details of any dividend or distribution reinvestment plans in operation and the last date for the receipt of an election notice for participation in any dividend or distribution reinvestment plan.
9. A statement of retained earnings showing movements.
10. Net tangible assets per security with the comparative figure for the previous corresponding period.
11. Details of entities over which control has been gained or lost during the period, including the following.
 - 11.1 Name of the entity.
 - 11.2 The date of the gain or loss of control.
 - 11.3 Where material to an understanding of the report – the contribution of such entities to the reporting entity's profit from ordinary activities during the period and the profit or loss of such entities during the whole of the previous corresponding period.
12. Details of associates and joint venture entities including the following.
 - 12.1 Name of the associate or joint venture entity.
 - 12.2 Details of the reporting entity's percentage holding in each of these entities.
 - 12.3 Where material to an understanding of the report - aggregate share of profits (losses) of these entities, details of contributions to net profit for each of these entities, and with comparative figures for each of these disclosures for the previous corresponding period.
13. Any other significant information needed by an investor to make an informed assessment of the entity's financial performance and financial position.
14. For foreign entities, which set of accounting standards is used in compiling the report (e.g. International Accounting Standards).
15. A commentary on the results for the period. The commentary must be sufficient for the user to be able to compare the information presented with equivalent information for previous periods. The commentary must include any significant information needed by an investor to make an informed assessment of the entity's activities and results, which would include but not

be limited to discussion of the following.

- 15.1 The earnings per security and the nature of any dilution aspects.
 - 15.2 Returns to shareholders including distributions and buy backs.
 - 15.3 Significant features of operating performance.
 - 15.4 The results of segments that are significant to an understanding of the business as a whole.
 - 15.5 A discussion of trends in performance.
 - 15.6 Any other factors which have affected the results in the period or which are likely to affect results in the future, including those where the effect could not be quantified.
16. A statement as to whether the report is based on accounts which have been audited or subject to review, are in the process of being audited or reviewed, or have not yet been audited or reviewed
- Note: If the accounts have been audited or subject to review, the audit report or review should be provided with the report.
17. If the accounts have not yet been audited or subject to review and are likely to be subject to dispute or qualification, a description of the likely dispute or qualification.
18. If the accounts have been audited or subject to review and are subject to dispute or qualification, a description of the dispute or qualification.

Please refer to the relevant Practice Note for the preferred format of this information, to be published by the *Exchange* from time to time.

FORM: Half yearly/preliminary final report

Name of issuer

BELLARINE PENINSULA COMMUNITY BRANCH LTD

ACN or ARBN

089 107 657

Half yearly
(tick)



Preliminary
final (tick)

Half year/financial year ended
('Current period')

31/12/2016

For announcement to the market

Extracts from this statement for announcement to the market (see note 1).

Extracts from this statement for announcement to the market (see note 1).

| | | | | |
|--|---------|-----------------------|---|---------|
| | | | | \$A,000 |
| Revenue (item 1.1) | up/down | 14.73% | To | 892 |
| Profit (loss) for the period (item 1.9) | up/down | 144.45% | to | 148 |
| Profit (loss) for the period attributable to members of the parent (item 1.11) | up/down | 144.45% | to | 148 |
| Dividends | | | | |
| Franking rate applicable: | | Current period 30% | Previous corresponding period 30% | |
| Final dividend (preliminary final report only)(item 10.13-10.14) | | | | |
| Amount per security | | | | |
| Franked amount per security | | | | |
| Interim dividend (Half yearly report only) (item 10.11 – 10.12) | | | | |
| Amount per security | | | | |
| Franked amount per security | | | | |
| Short details of any bonus or cash issue or other item(s) of importance not previously released to the market: | | | | |

Consolidated income statement *(The figures are not equity accounted)**(see note 3)**(as per paragraphs 81-85 and 88-94 of AASB 101: Presentation of Financial Statements)*

| | Current period - \$A'000 | Previous corresponding period - \$A'000 |
|--|-----------------------------|---|
| 1.1 Revenues <i>(item 7.1)</i> | 892 | 778 |
| 1.2 Expenses, excluding finance costs <i>(item 7.2)</i> | 692 | 703 |
| 1.3 Finance costs | - | - |
| 1.4 Share of net profits (losses) of associates and joint ventures <i>(item 15.7)</i> | - | - |
| 1.5 Profit (loss) before income tax | 200 | 75 |
| 1.6 Income tax expense <i>(see note 4)</i> | 52 | 14 |
| 1.7 Profit (loss) from continuing operations | 148 | 60 |
| 1.8 Profit (loss) from discontinued operations <i>(item 13.3)</i> | - | - |
| 1.9 Profit (loss) for the period | 148 | 60 |
| 1.10 Profit (loss) attributable to minority interests | - | - |
| 1.11 Profit (loss) attributable to members of the parent | 148 | 60 |
| 1.12 Basic earnings per security <i>(item 9.1)</i> | 0.09 | 0.04 |
| 1.13 Diluted earnings per security <i>(item 9.1)</i> | 0.09 | 0.04 |
| 1.14 Dividends per security <i>(item 9.1)</i> | 0.05 | 0.04 |

Comparison of half-year profits*(Preliminary final statement only)*

| | Current period - \$A'000 | Previous corresponding period - \$A'000 |
|---|-----------------------------|---|
| 2.1 Consolidated profit (loss) after tax attributable to members reported for the 1st half year <i>(item 1.11 in the half yearly statement)</i> | | |
| 2.2 Consolidated profit (loss) after tax attributable to members for the 2nd half year | | |

Consolidated balance sheet

(See note 5)

(as per paragraphs 68-69 of AASB 101: Financial Statement Presentation)

| Current assets | | Current period - \$A'000 | Previous corresponding period - \$A'000 |
|--------------------------------|---|-----------------------------|---|
| 3.1 | Cash and cash equivalents | 680 | 572 |
| 3.2 | Trade and other receivables | 130 | 119 |
| 3.3 | Inventories | - | - |
| 3.4 | Other current assets (provide details if material) | - | - |
| 3.5 | Total current assets | 610 | 691 |
| Non-current assets | | | |
| 3.6 | Available for sale investments | - | - |
| 3.7 | Other financial assets | 19 | 19 |
| 3.8 | Investments in associates | - | - |
| 3.9 | Deferred tax assets | 26 | 25 |
| 3.10 | Exploration and evaluation expenditure capitalised (see para. 71 of AASB 1022 – new standard not yet finalised) | - | - |
| 3.11 | Development properties (mining entities) | - | - |
| 3.12 | Property, plant and equipment (net) | 339 | 339 |
| 3.13 | Investment properties | - | - |
| 3.14 | Goodwill | - | - |
| 3.15 | Other intangible assets | 162 | 176 |
| 3.16 | Other (provide details if material) | - | - |
| 3.17 | Total non-current assets | 546 | 560 |
| 3.18 | Total assets | 1356 | 1251 |
| Current liabilities | | | |
| 3.19 | Trade and other payables | 50 | 49 |
| 3.20 | Short term borrowings | 4 | 4 |
| 3.21 | Current tax payable | 62 | 10 |
| 3.22 | Short term provisions | 69 | 81 |
| 3.23 | Current portion of long term borrowings | - | - |
| 3.24 | Other current liabilities (provide details if material) | - | - |
| | | 186 | 145 |
| 3.25 | Liabilities directly associated with non-current assets classified as held for sale (para 38 of AASB 5) | - | - |
| 3.26 | Total current liabilities | 186 | 145 |
| Non-current liabilities | | | |

| | | Current period - \$A'000 | Previous corresponding period - \$A'000 |
|------|--|-----------------------------|---|
| 3.27 | Long-term borrowings | 9 | 11 |
| 3.28 | Deferred tax liabilities | - | - |
| 3.29 | Long term provisions | 7 | 9 |
| 3.30 | Other | - | - |
| 3.31 | Total non-current liabilities | 16 | 20 |
| 3.32 | Total liabilities | 202 | 165 |
| 3.33 | Net assets | 1154 | 1086 |
| | Equity | | |
| 3.34 | Share capital | 788 | 788 |
| 3.35 | Other reserves | - | - |
| 3.36 | Retained earnings | 366 | 298 |
| | Amounts recognised directly in equity relating to non-current assets classified as held for sale | - | - |
| 3.37 | Parent interest | - | - |
| 3.38 | Minority interest | - | - |
| 3.39 | Total equity | 1154 | 1086 |

Consolidated statement of changes in equity

(as per paragraphs 96-97 of AASB 101: Presentation of Financial Statements)

| | Current period – A\$'000 | Previous corresponding period – A\$'000 |
|--|-----------------------------|---|
| Revenues recognised directly in equity: | - | - |
| Expenses recognised directly in equity: | - | - |
| 4.1 Net income recognised directly in equity | - | - |
| 4.2 Profit for the period | 148 | 60 |
| 4.3 Total recognised income and expense for the period | 148 | 60 |
| Attributable to: | | |
| 4.4 Members of the parent | 148 | 60 |
| 4.5 Minority interest | - | - |
| Effect of changes in accounting policy (as per AASB 108: Accounting Policies, Changes in Accounting Estimates and Errors): | | |
| 4.6 Members of the parent entity | - | - |
| 4.7 Minority interest | - | - |

Consolidated statement of cash flows

(See note 6)

(as per AASB 107: Cash Flow Statements)

| | | Current period - \$A'000 | Previous corresponding period - \$A'000 |
|------|--|-----------------------------|---|
| | Cash flows related to operating activities | | |
| 5.1 | Receipts from customers | 874 | 746 |
| 5.2 | Payments to suppliers and employees | (682) | (712) |
| 5.3 | Interest and other costs of finance paid | - | - |
| 5.4 | Income taxes paid | (1) | 25 |
| 5.5 | Other (provide details if material) | 8 | 8 |
| 5.6 | Net cash used in operating activities | 199 | 66 |
| | Cash flows related to investing activities | | |
| 5.7 | Payments for purchases of property, plant and equipment | (8) | (18) |
| 5.8 | Proceeds from sale of property, plant and equipment | - | - |
| 5.9 | Payment for purchases of equity investments | - | - |
| 5.10 | Proceeds from sale of equity investments | - | - |
| 5.11 | Loans to other entities | - | - |
| 5.12 | Loans repaid by other entities | - | - |
| 5.13 | Interest and other items of similar nature received | - | - |
| 5.14 | Dividends received | - | - |
| 5.15 | Other – purchase of franchise | - | - |
| 5.16 | Net cash used in investing activities | (8) | (18) |
| | Cash flows related to financing activities | | |
| 5.17 | Proceeds from issues of securities (shares, options, etc.) | - | - |
| 5.18 | Proceeds from borrowings | - | 18 |
| 5.19 | Repayment of borrowings | (2) | - |
| 5.20 | Dividends paid | (80) | (64) |
| 5.21 | Other (provide details if material) | - | - |
| 5.22 | Net cash used in financing activities | (82) | (46) |
| | Net increase (decrease) in cash and cash equivalents | 108 | 1 |
| 5.23 | Cash at beginning of period (see Reconciliations of cash) | 572 | 475 |
| 5.24 | Exchange rate adjustments to item 5.23 | - | - |
| 5.25 | Cash at end of period (see Reconciliation of cash) | 680 | 476 |
| | | | |

Reconciliation of cash provided by operating activities to profit or loss

(as per paragraph Aus20.1 of AASB 107: Cash Flow Statements)

| | | Current period \$A'000 | Previous corresponding period \$A'000 |
|------|---|---------------------------|---|
| 6.1 | Profit <i>(item 1.9)</i> | 148 | 60 |
| | Adjustments for: | | |
| 6.2 | Amortisation | 14 | 14 |
| 6.3 | Depreciation | 13 | 10 |
| 6.4 | Profit on sale of asset | - | - |
| 6.5 | Increase/decrease in receivables | (10) | (25) |
| 6.6 | Increase/decrease in provisions | 38 | 27 |
| 6.7 | Increase/decrease in payables | (3) | (20) |
| 6.8 | Increase/decrease in prepayments | | |
| 6.9 | Increase/decrease in | | |
| 6.10 | Net cash from operating activities <i>(item 5.6)</i> | 199 | 66 |

Notes to the financial statements

Details of revenues and expenses

(see note 16)

(Where items of income and expense are material, disclose nature and amount below in accordance with paragraphs 86-87 of AASB 101: Presentation of Financial Statements)

| | Current period - \$A'000 | Previous corresponding period - \$A'000 |
|----------------------------------|-----------------------------|---|
| Revenue | | |
| Revenue from ordinary activities | 892 | 778 |
| 7.1 Total Revenue | 892 | 778 |
| Expenses | | |
| Employee benefits | (427) | (448) |
| Depreciation and amortisation | (27) | (24) |
| Community grants & donations | (27) | (22) |
| Other expenses | (212) | (209) |
| 7.2 Total Expenses | (692) | (703) |
| Profit (loss) before tax | 200 | 75 |

Ratios

| | Current period | Previous corresponding period |
|--|----------------|-------------------------------------|
| Profit before tax / revenue | | |
| 8.1 Consolidated profit (loss) before tax (item 1.5) as a percentage of revenue (item 1.1) | 22.38% | 9.59% |
| Profit after tax / equity interests | | |
| 8.2 Consolidated profit (loss) after tax attributable to members (item 1.11) as a percentage of equity (similarly attributable) at the end of the period (item 3.37) | 16.56% | 7.77% |

Earnings per Security

- 9.1 Provide details of basic and fully diluted EPS in accordance with paragraph 70 and Aus 70.1 of AASB 133: Earnings per Share below:

| | |
|-------------|------|
| Basic EPS | 0.09 |
| Diluted EPS | 0.09 |

Dividends

- 10.1 Date the dividend is payable

NO DIVIDENDS PAYABLE

- 10.2 Record date to determine entitlements to the dividend (i.e. on the basis of registrable transfers received up to 5.00 pm if paper based, or by 'End of Day' if a proper ASTC/CHESS transfer)

- 10.3 If it is a final dividend, has it been declared?

(Preliminary final report only)

- 10.4 The dividend or distribution plans shown below are in operation.

NONE

The last date(s) for receipt of election notices to the dividend or distribution plans

- 10.5 Any other disclosures in relation to dividends or distributions

There has been a franked dividend of 5c per share paid on 1st December 2016.

Dividends paid or provided for on all securities

(as per paragraph Aus126.4 AASB 101: Presentation of Financial Statements)

| | Current period - \$A'000 | Previous corresponding period - \$A'000 | Franking rate applicable |
|---|-----------------------------|---|--------------------------------|
| Dividends paid or provided for during the reporting period | 80 | 64 | 30% |
| 10.6 Current year interim | | | |
| 10.7 Franked dividends | | | |
| 10.8 Previous year final | 80 | 64 | 30% |
| 10.9 Franked dividends | 80 | 64 | 30% |
| Dividends proposed and not recognised as a liability | - | - | - |
| 10.10 Franked dividends | - | - | - |

Dividends per security

(as per paragraph Aus126.4 of AASB 101: Presentation of Financial Statements)

| | Current year | Previous year | Franking rate applicable |
|---|--------------|---------------|--------------------------------|
| Dividends paid or provided for during the reporting period | 5c | 4c | 30% |
| 5 Current year interim | | | |
| Franked dividends – cents per share | | | |
| 10.13 Previous year final | | | |
| 10.14 Franked dividends – cents per share | 5c | 4c | 30% |
| Dividends proposed and not recognised as a liability | - | - | - |
| 10.15 Franked dividends – cents per share | - | - | - |

Exploration and evaluation expenditure capitalised

To be completed only by issuers with mining interests if amounts are material. Include all expenditure incurred regardless of whether written off directly against profit

| | Current period \$A'000 | Previous corresponding period \$A'000 |
|--|---------------------------|---|
| 11.1 Opening balance | | |
| 11.2 Expenditure incurred during current period | | |
| 11.3 Expenditure written off during current period | | |
| 11.4 Acquisitions, disposals, revaluation increments, etc. | | |
| 11.5 Expenditure transferred to Development Properties | | |
| 11.6 Closing balance as shown in the consolidated balance sheet (item 3.10) | | |

Development properties

(To be completed only by issuers with mining interests if amounts are material)

| | Current period \$A'000 | Previous corresponding period \$A'000 |
|--|---------------------------|---|
| 12.1 Opening balance | | |
| 12.2 Expenditure incurred during current period | | |
| 12.3 Expenditure transferred from exploration and evaluation | | |
| 12.4 Expenditure written off during current period | | |
| 12.5 Acquisitions, disposals, revaluation increments, etc. | | |
| 12.6 Expenditure transferred to mine properties | | |
| 12.7 Closing balance as shown in the consolidated balance sheet (item 3.11) | | |

Discontinued Operations

(see note 18)

(as per paragraph 33 of AASB 5: Non-current Assets Held for Sale and Discontinued Operations)

| | Current period – A\$'000 | Previous corresponding period – A\$'000 |
|--|-----------------------------|---|
| 13.1 Revenue | - | - |
| 13.2 Expense | - | - |
| 13.3 Profit (loss) from discontinued operations before income tax | - | - |
| 13.4 Income tax expense <i>(as per para 81 (h) of AASB 112)</i> | - | - |
| 13.5 Gain (loss) on sale/disposal of discontinued operations | - | - |
| 13.6 Income tax expense <i>(as per paragraph 81(h) of AASB 112)</i> | - | - |

Movements in Equity

(as per paragraph 97 of AASB 101: Financial Statement Presentation)

| | | Number issued | Number listed | Paid-up value (cents) | Current period – A\$'000 | Previous corresponding period – A\$'000 |
|-------|--|------------------|------------------|-----------------------------|--------------------------------|--|
| 14.1 | Preference securities <i>(description)</i> | - | - | - | - | - |
| 14.2 | Balance at start of period | - | - | - | - | - |
| 14.3 | a) Increases through issues | - | - | - | - | - |
| 14.4 | a) Decreases through returns of capital, buybacks etc. | - | - | - | - | - |
| 14.5 | Balance at end of period | - | - | - | - | - |
| 14.6 | Ordinary securities <i>(description)</i> | 1,598,571 | 1,598,571 | 49c | 788 | 788 |
| 14.7 | Balance at start of period | 1,598,571 | 1,598,571 | 49c | 788 | 788 |
| 14.8 | a) Increases through issues | - | - | - | - | - |
| 14.9 | b) Decreases through returns of capital, buybacks etc. | - | - | - | - | - |
| 14.10 | Balance at end of period | 1,598,571 | 1,598,571 | 49c | 788 | 788 |
| 14.11 | Convertible Debt Securities <i>(description & conversion factor)</i> | - | - | - | - | - |
| 14.12 | Balance at start of period | - | - | - | - | - |
| 14.13 | a) Increases through issues | - | - | - | - | - |
| 14.14 | b) Decreases through maturity, | - | - | - | - | - |

| | | | | | | |
|-------|--|----------------------|----------------------|------------------------------|---------------------------------|--|
| | converted. | - | - | - | - | - |
| 14.15 | Balance at end of period | - | - | - | - | - |
| | | Number issued | Number listed | Paid-up value (cents) | Current period – A\$'000 | Previous corresponding period – A\$'000 |
| 14.16 | Options <i>(description & conversion factor)</i> | - | - | - | - | - |
| 14.17 | Balance at start of period | - | - | - | - | - |
| 14.18 | Issued during period | - | - | - | - | - |
| 14.19 | Exercised during period | - | - | - | - | - |
| 14.20 | Expired during period | - | - | - | - | - |
| 14.21 | Balance at end of period | - | - | - | - | - |
| 14.22 | Debentures <i>(description)</i> | - | - | - | - | - |
| 14.23 | Balance at start of period | - | - | - | - | - |
| 14.24 | a) Increases through issues | - | - | - | - | - |
| 14.25 | b) Decreases through maturity, converted | - | - | - | - | - |
| 14.26 | Balance at end of period | - | - | - | - | - |
| 14.27 | Unsecured Notes <i>(description)</i> | - | - | - | - | - |
| 14.28 | Balance at start of period | - | - | - | - | - |
| 14.29 | a) Increases through issues | - | - | - | - | - |
| 14.30 | b) Decreases through maturity, converted | - | - | - | - | - |
| 14.31 | Balance at end of period | - | - | - | - | - |
| 14.32 | Total Securities | 1,598,571 | 1,598,571 | 49c | 788 | 788 |

| | | Current period – A\$'000 | Previous corresponding period – A\$'000 |
|--------------------------|-----------------------------------|-----------------------------|---|
| Reserves | | | |
| 14.33 | Balance at start of period | - | - |
| 14.34 | Transfers to/from reserves | - | - |
| 14.35 | Total for the period | - | - |
| 14.36 | Balance at end of period | - | - |
| 14.37 | Total reserves | - | - |
| Retained earnings | | | |
| 14.38 | Balance at start of period | 319 | 279 |
| 14.39 | Changes in accounting policy | - | - |
| 14.40 | Restated balance | - | - |
| 14.41 | Profit for the balance | 148 | 60 |
| 14.42 | Total for the period | 148 | 60 |
| 14.43 | Dividends | (80) | (64) |
| 14.44 | Balance at end of period | 387 | 275 |

Details of aggregate share of profits (losses) of associates and joint venture entities*(equity method)**(as per paragraph Aus 37.1 of AASB 128: Investments in Associates and paragraph Aus 57.3 of AASB 131: Interests in Joint Ventures)*

Name of associate or joint venture entity

-

Reporting entities percentage holding

-

| | | Current period - \$A'000 | Previous corresponding period - \$A'000 |
|------|--|-----------------------------|---|
| 15.1 | Profit (loss) before income tax | - | - |
| 15.2 | Income tax | - | - |
| 15.3 | Profit (loss) after tax | - | - |
| 15.4 | Impairment losses | - | - |
| 15.5 | Reversals of impairment losses | - | - |
| 15.6 | Share of non-capital expenditure contracted for (excluding the supply of inventories) | - | - |
| 15.7 | Share of net profit (loss) of associates and joint venture entities | - | - |
| | | | |

Control gained over entities having material effect*(See note 8)*16.1 Name of *issuer* (or *group*)

N/A

16.2 Consolidated profit (loss) after tax of the *issuer* (or *group*) since
the date in the current period on which control was acquired16.3 Date from which profit (loss) in *item 16.2* has been calculated16.4 Profit (loss) after tax of the *issuer* (or *group*) for the whole of the
previous corresponding period

\$A'000

Loss of control of entities having material effect*(See note 8)*17.1 Name of *issuer* (or *group*)

N/A

17.2 Consolidated profit (loss) after tax of the entity (or *group*) for the current period to the date of loss of control17.3 Date from which the profit (loss) in *item 17.2* has been calculated17.4 Consolidated profit (loss) after tax of the entity (or *group*) while controlled during the whole of the previous corresponding period

17.5 Contribution to consolidated profit (loss) from sale of interest leading to loss of control

\$A'000

Material interests in entities which are not controlled entities*The economic entity has an interest (that is material to it) in the following entities.*

| | | Percentage of ownership interest (ordinary securities, units etc) held at end of period or date of disposal | | Contribution to profit (loss) (<i>item 1.9</i>) | |
|------|---|---|-------------------------------------|---|---|
| 18.1 | Equity accounted associated entities | Current period | Previous corresponding period | Current period \$A'000 | Previous corresponding period \$A'000 |
| | | - | - | - | - |
| 18.2 | Total | - | - | - | - |
| 18.3 | Other material interests | - | - | Non equity accounted (i.e. part of <i>item 1.9</i>) | |
| | | - | - | - | - |
| 18.4 | Total | - | - | - | - |

Reports for industry and geographical segments

Information on the industry and geographical segments of the entity must be reported for the current period in accordance with AASB 114: Segment Reporting. Because of the different structures employed by entities, a pro forma is not provided. Segment information should be completed separately and attached to this statement. However, the following is the personation adopted in the Appendices to AASB 114 and indicates which amount should agree with items included elsewhere in this statement.

| | | Current period - \$A'000 | Previous corresponding period - \$A'000 |
|-------|--|-----------------------------|---|
| | Segments | - | - |
| | Revenue: | | |
| 19.1 | External sales | - | - |
| 19.2 | Inter-segment sales | - | - |
| 19.3 | Total (consolidated total equal to item 1.1) | - | - |
| 19.4 | Segment result | - | - |
| 19.5 | Unallocated expenses | - | - |
| 19.6 | Operating profit (equal to item 1.5) | - | - |
| 19.7 | Interest expense | - | - |
| 19.8 | Interest income | - | - |
| 19.9 | Share of profits of associates | - | - |
| 19.10 | Income tax expense | - | - |
| 19.11 | Net profit (consolidated total equal to item 1.9) | - | - |
| | Other information | | |
| 19.12 | Segment assets | - | - |
| 19.13 | Investments in equity method associates | - | - |
| 19.14 | Unallocated assets | - | - |
| 19.15 | Total assets (equal to item 3.18) | - | - |
| 19.16 | Segment liabilities | - | - |
| 19.17 | Unallocated liabilities | - | - |
| 19.18 | Total liabilities (equal to item 3.32) | - | - |
| 19.19 | Capital expenditure | - | - |
| 19.20 | Depreciation | - | - |
| 19.21 | Other non-cash expenses | - | - |

NTA Backing

(see note 7)

| 20.1 | Current period | Previous corresponding period |
|--|----------------|-------------------------------|
| Net tangible asset backing per ordinary security | 0.62 | 0.57 |

Non-cash financing and investing activities

Details of financing and investing transactions which have had a material effect on consolidated assets and liabilities but did not involve cash flows are as follows. If an amount is quantified, show comparative amount.

21.1

N/A

International Financial Reporting Standards

Under paragraph 39 of AASB 1: First-time Adoption of Australian Equivalents to International Financial Reporting Standards, an entity's first Australian-equivalents-to-IFRS's financial report shall include reconciliations of its equity and profit or loss under previous GAAP to its equity and profit or loss under Australian equivalents to IFRS's. See IG63 in the appendix to AASB 1 for guidance.

22.1

N/A

Under paragraph 4.2 of AASB 1047: Disclosing the Impacts of Adopting Australian Equivalents to International Financial Reporting Standards, an entity must disclose any known or reliably estimable information about the impacts on the financial report had it been prepared using the Australian equivalents to IFRSs or if the aforementioned impacts are not known or reliably estimable, a statement to that effect.

22.2

N/A

Comments by directors

Comments on the following matters are required by the Exchange or, in relation to the half yearly statement, by AASB 134: Interim Financial Reporting. The comments do not take the place of the directors' report and statement (as required by the Corporations Act) but may be incorporated into the directors' report and statement. For both half yearly and preliminary final statements, if there are no comments in a section, state NIL. If there is insufficient space in comment, attach notes to this statement.

Basis of accounts preparation

If this statement is a half yearly statement, it is a general purpose financial report prepared in accordance with the listing rules and AASB 134: Interim Financial Reporting. It should be read in conjunction with the last annual report and any announcements to the market made by the issuer during the period. This report does not include all notes of the type normally included in an annual financial report [Delete if inapplicable.]

A description of each event since the end of the current period which has had a material effect and is not related to matters already reported, with financial effect quantified (if possible). In a half yearly report, provide explanatory comments about any seasonal or irregular factors affecting operations (as per paragraphs 16(b), 16(b) and Aus 16.1 of AASB 134: Interim Financial Reporting)

No subsequent events have occurred that will have a material effect on the company's financial statements.

Any other factors which have affected the results in the period, or which are likely to affect results in the future, including those where the effect could not be quantified.

Nil

Franking credits available and prospects for paying fully or partly franked dividends for at least the next year

A fully franked dividend would be expected to be paid in the next financial year.

Changes in accounting policies, estimation methods and measurement bases since the last annual report are disclosed as follows.

(Disclose changes in the half yearly statement in accordance with paragraph 16(a) of AASB 134: Interim Financial Reporting. Disclose changes in the preliminary final statement in accordance with paragraphs 28-29 of 108: Accounting Policies, Changes in Accounting Estimates and Errors.)

Nil

An *issuer* shall explain how the transition from previous GAAP to Australian equivalents to IFRS' affected its reported financial position, financial performance and cash flows. *(as per paragraph 38 of AASB 1: First-time Adoption of Australian Equivalents to International Financial Reporting Standards)*

No material effects.

Revisions in estimates of amounts reported in previous periods. For half yearly reports the nature and amount of revisions in estimates of amounts reported in previous annual reports if those revisions have a material effect in this half year *(as per paragraph 16(d) of AASB 134: Interim Financial Reporting)*

No material effects.

Changes in contingent liabilities or assets. For half yearly reports, changes in contingent liabilities and contingent assts since the last annual report *(as per paragraph 16(j) of AASB 134: Interim Financial Reporting)*

Nil.

The nature and amount of items affecting assets, liabilities, equity, profit or loss, or cash flows that are unusual because of their nature, size or incidence *(as per paragraph 16(c) of AASB 134: Interim Financial Reporting)*

Nil

Effect of changes in the composition of the entity during the interim period, including business combinations, acquisition or disposal of subsidiaries and long-term investments, restructurings and discontinued operations *(as per paragraph 16(i) of AASB 134: Interim Financial Reporting)*

Nil

Annual meeting

(Preliminary final statement only)

The annual meeting will be held as follows:

Place

Date

Time

Approximate date the annual report will be available

| |
|--|
| |
| |
| |
| |

Compliance statement

1. This statement has been prepared under accounting policies which comply with accounting standards as defined in the *Corporations Act* or other standards acceptable to the Exchange (see note 13).

Identify other standards used

| |
|--|
| |
|--|

2. This statement, and the financial statements under the *Corporations Act* (if separate), use the same accounting policies.
3. This statement does/~~does not~~* (*delete one*) give a true and fair view of the matters disclosed (see note 2).
4. This statement is based on financial statements to which one of the following applies:
- ☐ The financial statements have been audited. ☒ The financial statements have been subject to review by a registered auditor (or overseas equivalent).
- ☐ The financial statements are in the process of being audited or subject to review. ☐ The financial statements have *not* yet been audited or reviewed.
5. If the accounts have been or are being audited or subject to review and the audit report is not attached, details of any qualifications are attached/~~will follow immediately they are available~~* (*delete one*). (*Half yearly statement only - the audit report must be attached to this statement if the statement is to satisfy the requirements of the Corporations Act.*)
6. The *issuer* has/~~does not have~~* (*delete one*) a formally constituted audit committee.

Sign here:



(Director/~~Company secretary~~)

Date:

7th March 2017.

Print name: Stephen Wight

Notes

1. **For announcement to the market** The percentage changes referred to in this section are the percentage changes calculated by comparing the current period's figures with those for the previous corresponding period. Do not show percentage changes if the change is from profit to loss or loss to profit, but still show the amount of the change up or down. If changes in accounting policies or procedures have had a material effect on reported figures, do not show either directional or percentage changes in profits. Explain the reason for the omissions in the note at the end of the announcement section. *Issuers* are encouraged to attach notes or fuller explanations of any significant changes to any of the items in page 1. The area at the end of the announcement section can be used to provide a cross reference to any such attachment.
2. **True and fair view** If this statement does not give a true and fair view of a matter (for example, because compliance with an Accounting Standard is required) the *issuer* must attach a note providing additional information and explanations to give a true and fair view.
3. **Consolidated statement of financial performance**
 - Item 1.1 The definition of "revenue" is set out in *AASB 118: Revenue*
 - Item 1.6 This item refers to the total tax attributable to the amount shown in *item 1.5*. Tax includes income tax and capital gains tax (if any) but excludes taxes treated as expenses from ordinary activities (eg. fringe benefits tax).
4. **Income tax** If the amount provided for income tax in this statement differs (or would differ but for compensatory items) by more than 15% from the amount of income tax *prima facie* payable on the profit before tax, the issuer must explain in a note the major items responsible for the difference and their amounts. The rate of tax applicable to the franking amount per dividend should be inserted in the heading for the column "Franking rate applicable" for items in *section 9*.
5. **Consolidated statement of financial position**

Format The format of the consolidated statement of financial position should be followed as closely as possible. However, additional items may be added if greater clarity of exposition will be achieved, provided the disclosure still meets the requirements of *AASB 134: Interim Financial Reporting*, and *AASB 101: Presentation of Financial Statements*. Banking institutions, trusts and financial institutions may substitute a clear liquidity ranking for the Current/Non-Current classification.

Basis of revaluation If there has been a material revaluation of non-current assets (including investments) since the last annual report, the *issuer* must describe the basis of revaluation adopted. The description must meet the requirements of *AASB 116: Property, Plant and Equipment*. If the *issuer* has adopted a procedure of regular revaluation, the basis for which has been disclosed and has not changed, no additional disclosure is required.
6. **Consolidated statement of cash flows** For definitions of "cash" and other terms used in this statement see *AASB 107: Cash Flow Statements*. *Issuers* should follow the form as closely as possible, but variations are permitted if the *directors* (in the case of a trust, the management company) believe that this presentation is inappropriate. However, the presentation adopted must meet the requirements of *AASB 107*.
7. **Net tangible asset backing** Net tangible assets are determined by deducting from total tangible assets all claims on those assets ranking ahead of the ordinary *securities* (i.e. all liabilities, preference shares, outside equity interests, etc). Mining *issuers* are *not* required to state a net tangible asset backing per ordinary *security*.
8. **Gain and loss of control over entities** The gain or loss must be disclosed if it has a material effect on the consolidated financial statements. Details must include the contribution for each gain or loss that increased or decreased the *issuer's* consolidated operating profit

(loss) after tax by more than 5% compared to the previous corresponding period.

9. **Equity accounting** If an *issuer* adopts equity accounting, no comparative equity accounting figures are required in the first period following its adoption.
10. **Rounding of figures** This statement anticipates that the information required is given to the nearest \$1,000. However, an *issuer* may report exact figures, if the \$A'000 headings are amended. If an *issuer* qualifies under ASIC Class Order 98/0100 dated 15 July 2004, it may report to the nearest million dollars, or to the nearest \$100,000, if the \$A'000 headings are amended.
11. **Comparative figures** Comparative figures are to be presented in accordance with AASB 101: *Presentation of Financial Statements* or AASB 134: *Interim Financial Reporting* as appropriate and are the unadjusted figures from the last annual or half year report as appropriate. However, if the previously reported figures are adjusted to achieve greater comparability, in accordance with an accounting standard or other reason, a note explaining the adjustment must be included with this statement. If no adjustment is made despite a lack of comparability, a note explaining the position should be attached.
12. **Additional information** An *issuer* may disclose additional information about any matter, and must do so if the information is material to an understanding of the financial statements. The information may be an expansion of the material contained in this statement, or contained in a note attached to the statement. The requirement under the listing rules for an *issuer* to complete this statement does not prevent the *issuer* issuing statements more frequently. Additional material lodged with the ASIC under the *Corporations Act* must also be given to the *Exchange*. For example, a *directors'* report and declaration, if lodged with the ASIC, must be given to the *Exchange*.
13. **Accounting Standards** the *Exchange* will accept, for example, the use of International Accounting Standards for *foreign issuers*. If the standards used do not address a topic, the Australian standard on that topic (if one exists) must be complied with.
14. **Borrowing corporations** This statement may be able to be used by an *issuer* required to comply with the *Corporations Act* as part of its half yearly financial statements if prepared in accordance with Australian Accounting Standards.
15. **Details of expenses** AASB 101: *Presentation of Financial Statements* requires disclosure of expenses according to either their nature or function. For foreign entities, there are similar requirements in other accounting standards accepted by the *Exchange*. *Issuers* must disclose details of expenses using the layout (by nature or function) employed in their accounts.

The information in items 7.1 - 7.2 may be provided in an attachment to Appendix 3

Relevant items AASB 101: *Presentation of Financial Statements* requires the separate disclosure of specific revenues and expenses which are of a size, nature or incidence that disclosure is *relevant*, as defined in AASB 101, in explaining the financial performance of the *issuer*. There is an equivalent requirement in AASB 134: *Interim Financial Reporting*. For foreign entities, there are similar requirements in other accounting standards accepted by the *Exchange*.

16. **Dollars** If reporting is not in A\$, all references to \$A must be changed to the reporting currency. If reporting is not in thousands of dollars, all references to "000" must be changed to the reporting value.
17. **Discontinuing operations**

Entities must either provide a description of any significant activities or events relating to discontinuing operations equivalent to that required by *paragraph 7.5 (g) of AASB 134: Interim Financial Reporting*, or, the details of discontinuing operations they are required to disclose in their accounts in accordance with *AASB 5: Non-current Assets for Sale and Discontinued Operations*

In any case, the information may be provided as an attachment to this Appendix 3