

**Sarina and District Community
Financial Services Limited**

Financial Statements

30 June 2015

Sarina and District Community Financial Services Limited
ABN 28 112 407 182
Directors' Report

Your directors submit the financial statements of the company for the financial year ended 30 June 2015.

Directors

The names and details of the company's directors who held office during or since the end of the financial year:

Karen Lesley May

Chairman

Self Employed

Graduate Australian Institute of Company Directors. Certificate III in Frontline Management, Certificate in Community Development. 12 years local government experience. Owned Sarina Motor Inn Restaurant for five and a half years and previously owned and operated Eagle Boys Pizza for ten years.

Special responsibilities: Marketing & Grants Committee

Interest in shares: 1,000

Jeffrey William Burt

Director

Self Employed business manager with Burt's Machinery Service's Pty Ltd

Previously Jeff and his wife have been owner/operators of small business in Brisbane and agricultural enterprises at Merriwa in NSW, Wowan and Dimbulah in Queensland. They presently own and operate Burt's Machinery Services Pty Ltd which hires drilling rigs and other machinery to an operator in the coal seam gas industry. Previous employment was as a Marine Engineer and Technical Manager for a large international dredging company in PNG. Jeff resigned from the Rotary Club of Sarina to free up more time for the bank, but have since joined the advisory board for the Mental Illness Fellowship for North Queensland.

Special responsibilities: Audit and Governance Committee

Interest in shares: 20,000

Maree Gail Franettovich

Director

Occupation: Associate Lecturer, School of Business & Law CQUniversity Mackay & Director, Business Services Network Pty Ltd Associate Lecturer in Management, Human resources and Marketing at CQUniversity Mackay; and Director of Business Services Network Pty Ltd, a boutique consultancy, dedicated to carefully tailored and integrated strategic business solutions with a key focus on the right people management and implementing specialised business frameworks. Throughout her career Maree has applied her professional expertise in management, human resources, marketing and corporate communications across a diverse range of industries in Australia, including the federal parliament, tourism, higher education, financial sector, health services, agribusiness, transport and logistics, and civil construction, as well as overseas. Maree holds a Bachelor of Business Management and Human Resources and a Graduate Diploma of Management, and is an Accredited Vocational and Workplace Trainer. Maree is a member of the Australian Institute of Company Directors, Australian Institute of Management, and Australian Institute of Training and Development. Maree is an active supporter of Sarina RSL coordinating key fundraising events through Friends of the RSL.

Special responsibilities: Chair - Marketing & Grants Committee

Interest in shares: 3,600

Dr. Natasja Steenkamp

Director (*Resigned 23 July 2015*)

Senior lecturer, CQUniversity

Dr Natasja Steenkamp is a Senior Lecturer in Accounting in the School of Commerce and Law at CQUnivesity, Mackay campus. She teaches Financial Management Accounting courses at undergraduate levels. Natasja gained her PhD in Accounting from AUT University in New Zealand, and also holds a Bachelor of Commerce, a Bachelor of Commerce Honours, and a Master of Commerce degree as well as a Certificate in Tertiary Education. She has worked in Academia in South Australia for 6 years and in New Zealand for 11 years and has taught auditing and a range of accounting subjects at undergraduate and postgraduate levels. Natasja qualified as a Chartered accountant in South Africa. She has worked in a number of different capacities in the corporate world for 11 years, including as a manager in the National Technical departments of PwC and of KPMG Chartered Accountants in South Africa and New Zealand respectively. Natasja also had her own Chartered Accountant practice in South Africa for several years.

Special responsibilities: Chair of Audit and Governance Committee

Interest in shares: Nil

Amanda Marie Pelagalli

Director (*Resigned 22 July 2015*)

Self-employed (Marketing Consulting)

Amanda owns a local Marketing consulting firm based in Mackay, called Heed Business Design. Prior to starting the business in March 2013, she spent 3 years in the Financial Planning industry, 3 years working in Tourism and 1 year managing a local Accounting firm. In Amanda's profession she has been accepted & contribute on a national panel, made up of only 20 Marketers for the company Media Connections.

Special responsibilities: Business Development Committee

Interest in shares: Nil

Sarina and District Community Financial Services Limited
ABN 28 112 407 182
Directors' Report

Directors (continued)

Ralph Godschall Johnson
Director (*Resigned 17 July 2015*)
Medical Education Officer

Bachelor of Education, Commissioner for Declaration, active in Rotary Club and on Management Committee of Sarina Aged Residential Home.

Special responsibilities: Business Development Committee

Interest in shares: 15,001

Timothy David Kummerfeld
Director (*Resigned 12 November 2014*)
Accountant

Has worked in the accounting industry for ten years in public practice. Dealing with clients in small to medium sized enterprise providing Taxation advice and Structuring. Strategic advice and Management accounting services. Current the Director of Launch Accounting Pty Ltd with Offices both in Mackay and Brisbane with a team of ten.

Special responsibilities: Business Development Committee, Audit and Governance Committee

Interest in shares: Nil

Rodney David Nunn
Director (*Resigned 10 November 2014*)
Retired ex-Queensland Public Service

Extensive experience in Public Service in the area of commercial law and accounting.

Special responsibilities: Treasurer

Interest in shares: 1,251

Lesley Christine Ward
Director (*Resigned 10 November 2014*)
Business Owner

Owner manager of a local jewellery business. Resides of more than ten years with extensive community voluntary work including voluntary Executive Secretary of Sarina Tourist Art & Craft Centre and voluntary Lifeline councillor.

Special responsibilities: Company secretary, Marketing & Grants Committee

Interest in shares: 1,001

Directors were in office for this entire year unless otherwise stated.

No directors have material interests in contracts or proposed contracts with the company.

Company Secretary

The company secretary is Jeffrey Burt. Jeffrey was appointed to the position of secretary in July 2015, taking over Laura Burrows in this role. Laura was in this position for 9 months after taking over from Leslie Ward in the role. Jeffrey's experience includes being an owner/operator of a small business.

Principal Activities

The principal activities of the company during the financial year were facilitating **Community Bank®** services under management rights to operate a franchised branch of Bendigo and Adelaide Bank Limited.

There have been no significant changes in the nature of these activities during the year.

Operating results

Operations have continued to perform in line with expectations. The profit of the company for the financial year after provision for income tax was:

| Year ended 30 June 2015 | Year ended 30 June 2014 |
|----------------------------|----------------------------|
| \$ | \$ |
| 155,052 | 164,642 |

Sarina and District Community Financial Services Limited
ABN 28 112 407 182
Directors' Report

Operating and financial review

Operations

The business of the company is the operation of Sarina **Community Bank®** Branch of Bendigo and Adelaide Bank Limited under a franchise agreement.

The company continues to grow for the benefit of both the shareholders and the community. This growth comes through our increasing community funding and profile in the community. The company is a special purpose company and our charter provides that shareholders can receive up to 20% of company profits and the community 80% of profits.

Revenue has grown from \$1,184,190 (2014) to \$1,185,813, an increase of 1%.

The business on the books movement was \$143,245,000 (2014) to \$160,698,000, an increase of 12%. As can be seen from these figures business competition has been more intense during the year and the increase in business on the books did not produce an equal percentage increase in revenue this was due to a difficult market and cost of funds.

Financial Position

Our financial position remains strong. Net profit has decreased from \$164,642 (2014) to \$155,052. The current year's profit is to provide for a prudent amount of capital to satisfy future capital needs of the business and to provide for future dividends.

The position for shareholders has improved as follows:-

Net asset position has grown from \$726,916 (2014) to \$817,236, an increase of 11.24%.

A fully franked dividend of 9 cents per share, up from 8.5 cents per share the previous year, was paid on 20 October 2014.

Business Strategy

We have conducted strategic planning for the next 3 years. From the exercise we develop marketing strategies to grow the business and target those areas where we have potential to increase the banking business and our share of the market. We also look to be involved in partnering opportunities to grow the business and progress our passion to strengthen the local community.

Prospects for future financial years

Given the current economic conditions in our area the Directors believe that growth potential is still available. We expect that growth will continue for at least the next 3 years in line with the past. The increase in our profile raised in the community which is expanding will continue to auger well for increased growth in business activity.

Remuneration report

(a) Remuneration of Directors

All Directors of the Company are on a voluntary basis, therefore no remuneration guidelines have been prepared.

The Branch Manager attends all Board meetings and presents a full report to the Board of Directors. The Branch Manager advises the Directors on a number of issues but does not have any voting rights. She is also a member of sub-committees, being the Marketing Committee and the Grants Committee.

(b) Remuneration of Branch Manager

The Branch Manager is employed by Bendigo and Adelaide Bank Limited, with her services seconded to Sarina and District Community Financial Services Limited. She is employed on a contract which is in line with the standard remuneration levels applicable to Bendigo and Adelaide Bank Limited staff in similar roles.

Transactions with directors

\$

Karen May is an employee for the company that supplied catering services and venue hire during the period. All transactions occurred at market price.

1,500

Remuneration report (continued)

| Balance at start of the year | Changes during the year | Balance at end of the year |
|------------------------------------|-------------------------------|----------------------------------|
| 1,000 | - | 1,000 |
| - | 20,000 | 20,000 |
| - | 3,600 | 3,600 |
| - | - | - |
| - | - | - |
| 15,001 | - | 15,001 |
| - | - | - |
| 1,251 | - | 1,251 |
| 1,001 | - | 1,001 |

Year ended 30 June 2015

| | |
|---|--------|
| 9 | 64,810 |
|---|--------|

Disclosure of the nature of the liability and the amount of the premium is prohibited by the confidentiality clause of the contract of insurance. The company has not provided any insurance for an auditor of the company or a related body corporate.

Sarina and District Community Financial Services Limited
ABN 28 112 407 182
Directors' Report

Directors' meetings

The number of directors' meetings attended by each of the directors of the company during the year were:

| | Board Meetings Attended | | Marketing Meetings Attended | |
|---|----------------------------|----------|--------------------------------|----------|
| | Eligible | Attended | Eligible | Attended |
| Karen Lesley May | 13 | 11 | 10 | 10 |
| Ralph Godschall Johnson | 13 | 13 | 10 | 1 |
| Jeffrey William Burt | 13 | 12 | - | - |
| Maree Gail Franettovich | 13 | 13 | 10 | 10 |
| Dr. Natasja Steenkamp (<i>Resigned 23 July 2015</i>) | 13 | 10 | - | - |
| Amanda Marie Pelagalli (<i>Resigned 22 July 2015</i>) | 13 | 10 | - | - |
| Timothy David Kummerfeld (<i>Resigned 12 November 2014</i>) | 6 | - | - | - |
| Rodney David Nunn (<i>Resigned 10 November 2014</i>) | 6 | 5 | - | - |
| Lesley Christine Ward (<i>Resigned 10 November 2014</i>) | 6 | 5 | 2 | 2 |

Proceedings on behalf of the company

No person has applied to the Court under section 237 of the *Corporations Act 2001* for leave to bring proceedings on behalf of the company, or to intervene in any proceedings to which the company is a party, for the purpose of taking responsibility on behalf of the company for all or part of those proceedings.

No proceedings have been brought or intervened in on behalf of the company with leave of the Court under section 237 of the *Corporations Act 2001*.

Non audit services

The company may decide to employ the auditor on assignments additional to their statutory duties where the auditor's expertise and experience with the company are important. Details of the amounts paid or payable to the auditor (Andrew Frewin Stewart) for audit and non audit services provided during the year are set out in the notes to the accounts.

The board of directors has considered the position and is satisfied that the provision of the non-audit services is compatible with the general standard of independence for auditors imposed by the *Corporations Act 2001*.

The directors are satisfied that the provision of non-audit services by the auditor, as set out in the notes did not compromise the auditor independence requirements of the *Corporations Act 2001* for the following reasons:


- all non-audit services have been reviewed by the board to ensure they do not impact on the impartiality and objectivity of the auditor
- none of the services undermine the general principles relating to auditor independence as set out in APES 110 Code of Ethics for Professional Accountants, including reviewing or auditing the auditor's own work, acting in a management or a decision-making capacity for the company, acting as advocate for the company or jointly sharing economic risk and rewards.

Auditor's independence declaration

A copy of the auditor's independence declaration as required under section 307C of the *Corporations Act 2001* is set out on page 6.

Signed in accordance with a resolution of the board of directors at Sarina, Queensland on 31 August 2015.


Karen Lesley May, Chairman


Jeffrey William Burt, Secretary

Lead auditor's independence declaration under section 307C of the *Corporations Act 2001* to the directors of Sarina and District Community Financial Services Limited

As lead auditor for the audit of Sarina and District Community Financial Services Limited for the year ended 30 June 2015, I declare that, to the best of my knowledge and belief, there have been:

- i) no contraventions of the auditor independence requirements of the *Corporations Act 2001* in relation to the audit; and
- ii) no contraventions of any applicable code of professional conduct in relation to the audit.



Andrew Frewin Stewart
61 Bull Street, Bendigo Vic 3550



David Hutchings
Lead Auditor

Dated: 31 August 2015

Sarina and District Community Financial Services Limited
ABN 28 112 407 182
Statement of Profit or Loss and Other Comprehensive Income
for the year ended 30 June 2015

| | Notes | 2015 \$ | 2014 \$ |
|--|-------|----------------|----------------|
| Revenue from ordinary activities | 4 | 1,185,813 | 1,184,191 |
| Employee benefits expense | | (441,812) | (447,455) |
| Charitable donations, sponsorship, advertising and promotion | | (244,756) | (221,065) |
| Occupancy and associated costs | | (70,231) | (73,275) |
| Systems costs | | (27,394) | (27,040) |
| Depreciation and amortisation expense | 5 | (36,431) | (36,806) |
| Finance costs | 5 | (640) | - |
| General administration expenses | | (142,311) | (143,317) |
| Profit before income tax expense | | 222,238 | 235,233 |
| Income tax expense | 6 | (67,186) | (70,591) |
| Profit after income tax expense | | 155,052 | 164,642 |
| Total comprehensive income for the year | | 155,052 | 164,642 |
| Earnings per share for profit attributable to the ordinary shareholders of the company: | | ¢ | ¢ |
| Basic earnings per share | 21 | 21.53 | 22.86 |

The accompanying notes form part of these financial statements

Sarina and District Community Financial Services Limited
ABN 28 112 407 182
Balance Sheet
as at 30 June 2015

| | Notes | 2015 \$ | 2014 \$ |
|--------------------------------------|-------|-----------------------|-----------------------|
| ASSETS | | | |
| Current Assets | | | |
| Cash and cash equivalents | 7 | 551,000 | 549,146 |
| Trade and other receivables | 8 | 77,461 | 77,672 |
| Total Current Assets | | <u>628,461</u> | <u>626,818</u> |
| Non-Current Assets | | | |
| Property, plant and equipment | 9 | 248,294 | 238,544 |
| Intangible assets | 10 | 68,056 | 13,951 |
| Deferred tax asset | 11 | 1,144 | - |
| Total Non-Current Assets | | <u>317,494</u> | <u>252,495</u> |
| Total Assets | | <u>945,955</u> | <u>879,313</u> |
| LIABILITIES | | | |
| Current Liabilities | | | |
| Trade and other payables | 12 | 86,867 | 135,440 |
| Current tax liabilities | 11 | 14,089 | 13,907 |
| Borrowings | 13 | 8,380 | - |
| Total Current Liabilities | | <u>109,336</u> | <u>149,347</u> |
| Non-Current Liabilities | | | |
| Borrowings | 13 | 19,461 | - |
| Deferred tax liabilities | 11 | - | 3,050 |
| Total Non-Current Liabilities | | <u>19,461</u> | <u>3,050</u> |
| Total Liabilities | | <u>128,797</u> | <u>152,397</u> |
| Net Assets | | <u>817,158</u> | <u>726,916</u> |
| Equity | | | |
| Issued capital | 14 | 688,018 | 688,018 |
| Retained earnings | 15 | 129,140 | 38,898 |
| Total Equity | | <u>817,158</u> | <u>726,916</u> |

The accompanying notes form part of these financial statements

Sarina and District Community Financial Services Limited
ABN 28 112 407 182
Statement of Changes in Equity
for the year ended 30 June 2015

| | Issued capital \$ | Retained earnings \$ | Total equity \$ |
|--|-------------------------|----------------------------|-----------------------|
| Balance at 1 July 2013 | <u>688,018</u> | <u>(64,534)</u> | <u>623,484</u> |
| Total comprehensive income for the year | <u>-</u> | <u>164,642</u> | <u>164,642</u> |
| Transactions with owners in their capacity as owners: | | | |
| Shares issued during period | - | - | - |
| Costs of issuing shares | - | - | - |
| Dividends provided for or paid | - | (61,210) | (61,210) |
| | <u>-</u> | <u>(61,210)</u> | <u>(61,210)</u> |
| Balance at 30 June 2014 | <u><u>688,018</u></u> | <u><u>38,898</u></u> | <u><u>726,916</u></u> |
| Balance at 1 July 2014 | <u>688,018</u> | <u>38,898</u> | <u>726,916</u> |
| Total comprehensive income for the year | <u>-</u> | <u>155,052</u> | <u>155,052</u> |
| Transactions with owners in their capacity as owners: | | | |
| Shares issued during period | - | - | - |
| Costs of issuing shares | - | - | - |
| Dividends provided for or paid | - | (64,810) | (64,810) |
| | <u>-</u> | <u>(64,810)</u> | <u>(64,810)</u> |
| Balance at 30 June 2015 | <u><u>688,018</u></u> | <u><u>129,140</u></u> | <u><u>817,158</u></u> |

The accompanying notes form part of these financial statements

Sarina and District Community Financial Services Limited
ABN 28 112 407 182
Statement of Cash Flows
for the year ended 30 June 2015

| | Notes | 2015 \$ | 2014 \$ |
|---|-------|------------------|-----------------|
| Cash flows from operating activities | | | |
| Receipts from customers | | 1,293,798 | 1,282,743 |
| Payments to suppliers and employees | | (1,049,518) | (1,015,307) |
| Interest received | | 9,890 | 11,131 |
| Interest paid | | (640) | - |
| Income taxes paid | | (71,198) | (102,472) |
| Net cash provided by operating activities | 16 | <u>182,332</u> | <u>176,095</u> |
| Cash flows from investing activities | | | |
| Payments for property, plant and equipment | | (143,509) | (16,306) |
| Net cash provided by/(used in) investing activities | | <u>(143,509)</u> | <u>(16,306)</u> |
| Cash flows from financing activities | | | |
| Proceeds from borrowings | | 31,390 | - |
| Repayment of borrowings | | (3,549) | - |
| Dividends paid | | (64,810) | (61,210) |
| Net cash provided by/(used in) financing activities | | <u>(36,969)</u> | <u>(61,210)</u> |
| Net increase in cash held | | 1,854 | 98,579 |
| Cash and cash equivalents at the beginning of the financial year | | 549,146 | 450,567 |
| Cash and cash equivalents at the end of the financial year | 7(a) | <u>551,000</u> | <u>549,146</u> |

The accompanying notes form part of these financial statements

Note 1. Summary of significant accounting policies

a) Basis of preparation

These general purpose financial statements have been prepared in accordance with Australian Accounting Standards and Interpretations issued by the Australian Accounting Standard Boards and the *Corporations Act 2001*. The company is a for-profit entity for the purpose of preparing the financial statements.

Compliance with IFRS

These financial statements and notes comply with International Financial Reporting Standards (IFRS) as issued by the International Accounting Standards Board (IASB).

Critical accounting estimates

The preparation of the financial statements requires the use of certain critical accounting estimates. It also requires management to exercise its judgement in the process of applying the company's accounting policies. These areas involving a higher degree of judgement or complexities, or areas where assumptions and estimates are significant to the financial statements are disclosed in note 3.

Historical cost convention

The financial statements have been prepared under the historical cost convention on an accruals basis as modified by the revaluation of financial assets and liabilities at fair value through profit or loss and where stated, current valuations of non-current assets. Cost is based on the fair values of the consideration given in exchange for assets.

Comparative figures

Where required by Australian Accounting Standards comparative figures have been adjusted to conform with changes in presentation for the current financial year.

Application of new and amended accounting standards

The following amendments to accounting standards and a new interpretation issued by the Australian Accounting Standards Board (AASB) became mandatorily effective for accounting periods beginning on or after 1 July 2014, and are therefore relevant for the current financial year.

- AASB 2012-3 Amendments to Australian Accounting Standards (AASB 132) – Offsetting Financial Assets and Financial Liabilities.
- AASB 2013-3 Amendments to AASB 136 – Recoverable Amount Disclosures for Non-Financial Assets.
- AASB 2013-4 Amendments to Australian Accounting Standards (AASB 139) – Novation of Derivatives and Continuation of Hedge Accounting.
- AASB 2013-5 Amendments to Australian Accounting Standards (AASB 10) – Investment Entities.
- AASB 2014-1 Amendments to Australian Accounting Standards (Part A: Annual Improvements 2010-2012 and 2011-2013 Cycles).
- AASB 2014-1 Amendments to Australian Accounting Standards (Part B: Defined Benefit Plans: Employee Contributions Amendments to AASB 119).
- Interpretation 21 Levies.
- AASB 1031 Materiality, AASB 2013-9 Amendments to Australian Accounting Standards – Conceptual Framework, Materiality and Financial Instruments (Part B: Materiality), AASB 2014-1 Amendments to Australian Accounting Standards (Part C: Materiality).

None of the amendments to accounting standards or the new interpretation issued by the Australian Accounting Standards Board (AASB) that became mandatorily effective for accounting periods beginning on or after 1 July 2014, materially affected any of the amounts recognised in the current period or any prior period and are not likely to affect future periods.

Sarina and District Community Financial Services Limited
ABN 28 112 407 182
Notes to the Financial Statements
for the year ended 30 June 2015

Note 1. Summary of significant accounting policies (continued)

a) Basis of preparation (continued)

Application of new and amended accounting standards (continued)

The following accounting standards and interpretations issued by the Australian Accounting Standards Board (AASB) become effective in future accounting periods.

| | Effective for annual reporting periods beginning on or after |
|---|--|
| • AASB 9 Financial Instruments, and the relevant amending standards. | 1 January 2018 |
| • AASB 15 Revenue from Contracts with Customers and AASB 2014-5 Amendments to Australian Accounting Standards arising from AASB 15. | 1 January 2017 |
| • AASB 2014-3 Amendments to Australian Accounting Standards – Accounting for Acquisitions of Interests in Joint Operations. | 1 January 2016 |
| • AASB 2014-4 Amendments to Australian Accounting Standards – Clarification of Acceptable Methods of Depreciation and Amortisation. | 1 January 2016 |
| • AASB 2014-6 Amendments to Australian Accounting Standards – Agriculture: Bearer Plants. | 1 January 2016 |
| • AASB 2014-9 Amendments to Australian Accounting Standards – Equity Method in Separate Financial Statements. | 1 January 2016 |
| • AASB 2014-10 Amendments to Australian Accounting Standards – Sale or Contribution of Assets between an Investor and its Associate or Joint Venture. | 1 January 2016 |
| • AASB 2015-1 Amendments to Australian Accounting Standards – Annual Improvements to Australian Accounting Standards 2012-2014 Cycle. | 1 January 2016 |
| • AASB 2015-2 Amendments to Australian Accounting Standards – Disclosure Initiative: Amendments to AASB 101. | 1 January 2016 |
| • AASB 2015-3 Amendments to Australian Accounting Standards arising from the Withdrawal of AASB 1031 Materiality. | 1 July 2015 |
| • AASB 2015-4 Amendments to Australian Accounting Standards – Financial Reporting Requirements for Australian Groups with a Foreign Parent. | 1 July 2015 |
| • AASB 2015-5 Amendments to Australian Accounting Standards – Investment Entities: Applying the Consolidation Exception. | 1 January 2016 |

The company has not elected to apply any accounting standards or interpretations before their mandatory operative date for the annual reporting period beginning 1 July 2014. Therefore the abovementioned accounting standards or interpretations have no impact on amounts recognised in the current period or any prior period.

Economic dependency - Bendigo and Adelaide Bank Limited

The company has entered into a franchise agreement with Bendigo and Adelaide Bank Limited that governs the management of the **Community Bank®** branch at Sarina, Queensland.

The branch operates as a franchise of Bendigo and Adelaide Bank Limited, using the name “Bendigo Bank” and the logo and system of operations of Bendigo and Adelaide Bank Limited. The company manages the **Community Bank®** branch on behalf of Bendigo and Adelaide Bank Limited, however all transactions with customers conducted through the **Community Bank®** branch are effectively conducted between the customers and Bendigo and Adelaide Bank Limited.

All deposits are made with Bendigo and Adelaide Bank Limited, and all personal and investment products are products of Bendigo and Adelaide Bank Limited, with the company facilitating the provision of those products. All loans, leases or hire purchase transactions, issues of new credit or debit cards, temporary or bridging finance and any other transaction that involves creating a new debt, or increasing or changing the terms of an existing debt owed to Bendigo and Adelaide Bank Limited, must be approved by Bendigo and Adelaide Bank Limited. All credit transactions are made with Bendigo and Adelaide Bank Limited, and all credit products are products of Bendigo and Adelaide Bank Limited.

The Company promotes and sells the products and services, but is not a party to the transaction.

Note 1. Summary of significant accounting policies (continued)

a) Basis of preparation (continued)

Economic dependency - Bendigo and Adelaide Bank Limited (continued)

The credit risk (i.e. the risk that a customer will not make repayments) is for the relevant Bendigo and Adelaide Bank Limited entity to bear as long as the company has complied with the appropriate procedures and relevant obligations and has not exercised a discretion in granting or extending credit.

Bendigo and Adelaide Bank Limited provides significant assistance in establishing and maintaining the **Community Bank®** branch franchise operations. It also continues to provide ongoing management and operational support and other assistance and guidance in relation to all aspects of the franchise operation, including advice in relation to:

- advice and assistance in relation to the design, layout and fit out of the **Community Bank®** branch
- training for the branch manager and other employees in banking, management systems and interface protocol
- methods and procedures for the sale of products and provision of services
- security and cash logistic controls
- calculation of company revenue and payment of many operating and administrative expenses
- the formulation and implementation of advertising and promotional programs
- sales techniques and proper customer relations.

The following is a summary of the material accounting policies adopted by the company in the preparation of the financial statements. The accounting policies have been consistently applied, unless otherwise stated.

b) Revenue

Revenue is recognised when the amount of revenue can be reliably measured, it is probable that future economic benefits will flow to the company and any specific criteria have been met. Interest and fee revenue is recognised when earned. The gain or loss on disposal of property, plant and equipment is recognised on a net basis and is classified as income rather than revenue. All revenue is stated net of the amount of Goods and Services Tax (GST).

Revenue calculation

Over the period from September 2013 to February 2015, Bendigo and Adelaide Bank Limited conducted a review of the **Community Bank®** model, known as 'Project Horizon'. This was conducted in consultation with the community banking network. The objective of the review was to develop a shared vision of the **Community Bank®** model that positions it for success now and for the future.

The outcome of that review is that the fundamental franchise model and community participation remain unchanged. Changes to be implemented over a three year period reflect a number of themes, including a culture of innovation, agility and flexibility, network collaboration, director and staff development and a sustainable financial model. This will include changes to the financial return for **Community Bank®** companies from 1 July 2016. A funds transfer pricing model will be used for the method of calculation of the cost of funds, deposit return and margin. All revenue paid on core banking products will be through margin share. Margin on core banking products will be shared on a 50/50 basis.

The franchise agreement provides that three forms of revenue may be earned by the company – margin, commission and fee income. Bendigo and Adelaide Bank Limited decides the form of revenue the company earns on different types of products and services.

The revenue earned by the company is dependent on the business that it generates. It may also be affected by other factors, such as economic and local conditions, for example, interest rates.

Core banking products

Bendigo and Adelaide Bank Limited has identified some Bendigo Bank Group products and services as 'core banking products'. It may change the products and services which are identified as core banking products by giving the company at least 30 days' notice. Core banking products currently include Bendigo Bank branded home loans, term deposits and at call deposits.

Sarina and District Community Financial Services Limited
ABN 28 112 407 182
Notes to the Financial Statements
for the year ended 30 June 2015

Note 1. Summary of significant accounting policies (continued)

b) Revenue (continued)

Margin

Margin is arrived at through the following calculation:

Interest paid by customers on loans less interest paid to customers on deposits

plus any deposit returns i.e. interest return applied by Bendigo and Adelaide Bank Limited for a deposit,

minus any costs of funds i.e. interest applied by Bendigo and Adelaide Bank Limited to fund a loan.

Note: In very simplified terms, currently, deposit return means the interest Bendigo and Adelaide Bank Limited gets when it invests the money the customer deposits with it. The cost of funds means the interest Bendigo and Adelaide Bank Limited pays when it borrows the money to give a customer a loan. From 1 July 2016, both will mean the cost for Bendigo and Adelaide Bank Limited to borrow the money in the market.

Products and services on which margin is paid include variable rate deposits and variable rate home loans. From 1 July 2016, examples include Bendigo Bank branded at call deposits, term deposits and home loans.

For those products and services on which margin is paid, the company is entitled to a share of the margin earned by Bendigo and Adelaide Bank Limited (i.e. income adjusted for Bendigo and Adelaide Bank Limited's interest expense and interest income return). However, if this reflects a loss, the company incurs a share of that loss.

Commission

Commission is a fee paid for products and services sold. It may be paid on the initial sale or on an ongoing basis. Commission is payable on the sale of an insurance product such as home contents. Examples of products and services on which ongoing commissions are paid include leasing and Sandhurst Trustees Limited products. This currently also includes Bendigo Bank branded fixed rate home loans and term deposits of more than 90 days, but these will become margin products from 1 July 2016.

Fee income

Fee income is a share of what is commonly referred to as 'bank fees and charges' charged to customers by Bendigo Bank Group entities including fees for loan applications and account transactions.

Ability to change financial return

Under the franchise agreement, Bendigo and Adelaide Bank Limited may change the form and amount of financial return that the company receives. The reasons it may make a change include changes in industry or economic conditions or changes in the way Bendigo and Adelaide Bank Limited earns revenue.

The change may be to the method of calculation of margin, the amount of margin, commission and fee income or a change of a margin to a commission or vice versa. This may affect the amount of revenue the company receives on a particular product or service. The effect of the change on the revenue earned by the company is entirely dependent on the change.

If Bendigo and Adelaide Bank Limited makes a change to the margin or commission on core banking products and services, it must not reduce the margin and commission the company receives on core banking products and services Bendigo and Adelaide Bank Limited attributes to the company to less than 50% (on an aggregate basis) of Bendigo and Adelaide Bank Limited's margin at that time. For other products and services, there is no restriction on the change Bendigo and Adelaide Bank Limited may make.

Bendigo and Adelaide Bank Limited must give the company 30 days' notice before it changes the products and services on which margin, commission or fee income is paid, the method of calculation of margin and the amount of margin, commission or fee income.

Monitoring and changing financial return

Bendigo and Adelaide Bank Limited monitors the distribution of financial return between **Community Bank®** companies and Bendigo and Adelaide Bank Limited on an ongoing basis.

Note 1. Summary of significant accounting policies (*continued*)

b) Revenue (*continued*)

Monitoring and changing financial return (*continued*)

Overall, Bendigo and Adelaide Bank Limited has made it clear that the **Community Bank®** model is based on the principle of shared reward for shared effort. In particular, in relation to core banking products and services, the aim is to achieve an equal share of Bendigo and Adelaide Bank Limited's margin.

As discussed above in relation to Project Horizon, among other things, there will be changes in the financial return for **Community Bank®** companies from 1 July 2016. This includes 50% share of margin on core banking products, all core banking products become margin products and a funds transfer pricing model will be used for the method of calculation of the cost of funds, deposit return and margin.

c) Income tax

Current tax

Current tax is calculated by reference to the amount of income taxes payable or recoverable in respect of the taxable profit or loss for the period. It is calculated using tax rates and tax laws that have been enacted or substantively enacted by reporting date. Current tax for current and prior periods is recognised as a liability (or asset) to the extent that it is unpaid (or refundable).

Deferred tax

Deferred tax is accounted for using the balance sheet liability method on temporary differences arising from differences between the carrying amount of assets and liabilities in the financial statements and the corresponding tax base of those items.

In principle, deferred tax liabilities are recognised for all taxable temporary differences. Deferred tax assets are recognised to the extent that it is probable that sufficient taxable amounts will be available against which deductible temporary differences or unused tax losses and tax offsets can be utilised. However, deferred tax assets and liabilities are not recognised if the temporary differences giving rise to them arise from the initial recognition of assets and liabilities (other than as a result of a business combination) which affects neither taxable income nor accounting profit. Furthermore, a deferred tax liability is not recognised in relation to taxable temporary differences arising from goodwill.

Deferred tax assets and liabilities are measured at the tax rates that are expected to apply to the period(s) when the asset and liability giving rise to them are realised or settled, based on tax rates (and tax laws) that have been enacted or substantively enacted by reporting date. The measurement of deferred tax liabilities reflects the tax consequences that would follow from the manner in which the consolidated entity expects, at the reporting date, to recover or settle the carrying amount of its assets and liabilities.

Deferred tax assets and liabilities are offset when there is a legally enforceable right to offset current tax and when the balances relate to taxes levied by the same taxation authority and the company entity intends to settle its tax assets and liabilities on a net basis.

Current and deferred tax for the period

Current and deferred tax is recognised as an expense or income in the Statement of Profit or Loss and Other Comprehensive Income, except when it relates to items credited or debited to equity, in which case the deferred tax is also recognised directly in equity, or where it arises from initial accounting for a business combination, in which case it is taken into account in the determination of goodwill or excess.

d) Employee entitlements

Provision is made for the company's liability for employee benefits arising from services rendered by employees to balance date. Employee benefits that are expected to be settled within one year have been measured at the amounts expected to be paid when the liability is settled, plus related on-costs. Employee benefits payable later than one year have been measured at the present value of the estimated future cash outflows to be made for those benefits.

The company contributes to a defined contribution plan. Contributions to employee superannuation funds are charged against income as incurred.

Sarina and District Community Financial Services Limited
ABN 28 112 407 182
Notes to the Financial Statements
for the year ended 30 June 2015

Note 1. Summary of significant accounting policies (continued)

e) Cash and cash equivalents

For the purposes of the Statement of Cash Flows, cash includes cash on hand and in banks and investments in money market instruments, net of outstanding bank overdrafts. Bank overdrafts are shown within borrowings in current liabilities on the Balance Sheet.

f) Trade receivables and payables

Receivables are carried at their amounts due. The collectability of debts is assessed at balance date and specific provision is made for any doubtful accounts. Liabilities for trade creditors and other amounts are carried at cost that is the fair value of the consideration to be paid in the future for goods and services received, whether or not billed to the company.

g) Property, plant and equipment

Plant and equipment, leasehold improvements and equipment under finance lease are stated at cost less accumulated depreciation and impairment. Cost includes expenditure that is directly attributable to the acquisition of the item. In the event that settlement of all or part of the purchase consideration is deferred, cost is determined by discounting the amounts payable in the future to their present value as at the date of acquisition.

Depreciation is provided on property, plant and equipment, including freehold buildings but excluding land. Depreciation is calculated on a straight line basis so as to write off the net cost of each asset over its expected useful life to its estimated residual value. Leasehold improvements are depreciated at the rate equivalent to the available building allowance using the straight line method. The estimated useful lives, residual values and depreciation method are reviewed at the end of each annual reporting period.

The following estimated useful lives are used in the calculation of depreciation:

| | | |
|--------------------------|----------|-------|
| - leasehold improvements | 40 | years |
| - plant and equipment | 2.5 - 40 | years |
| - furniture and fittings | 4 - 40 | years |

h) Intangibles

The franchise fee paid to Bendigo and Adelaide Bank Limited has been recorded at cost and is amortised on a straight line basis over the life of the franchise agreement.

The renewal processing fee paid to Bendigo and Adelaide Bank Limited when renewing the franchise agreement has also been recorded at cost and is amortised on a straight line basis over the life of the franchise agreement.

i) Payment terms

Receivables and payables are non interest bearing and generally have payment terms of between 30 and 90 days.

j) Borrowings

All loans are initially measured at the principal amount. Interest is recognised as an expense as it accrues.

k) Financial instruments

Recognition and initial measurement

Financial instruments, incorporating financial assets and financial liabilities are recognised when the entity becomes a party to the contractual provisions of the instrument.

Financial instruments are initially measured at fair value plus transaction costs. Financial instruments are classified and measured as set out below.

Derecognition

Financial assets are derecognised where the contractual rights to receipt of cash flows expires or the asset is transferred to another party whereby the entity no longer has any significant continuing involvement in the risks and benefits associated with the asset.

Note 1. Summary of significant accounting policies (*continued*)

k) Financial instruments (*continued*)

Classification and subsequent measurement

(i) *Loans and receivables*

Loans and receivables are non-derivative financial assets with fixed or determinable payments that are not quoted in an active market and are subsequently measured at amortised cost using the effective interest rate method.

(ii) *Held-to-maturity investments*

Held-to-maturity investments are non-derivative financial assets that have fixed maturities and fixed or determinable payments, and it is the entity's intention to hold these investments to maturity. They are subsequently measured at amortised cost using the effective interest rate method.

(iii) *Available-for-sale financial assets*

Available-for-sale financial assets are non-derivative financial assets that are either not suitable to be classified into other categories of financial assets due to their nature, or they are designated as such by management. They comprise investments in the equity of other entities where there is neither a fixed maturity nor fixed or determinable payments.

They are subsequently measured at fair value with changes in such fair value (i.e. gains or losses) recognised in the Statement of Profit or Loss and Other Comprehensive Income. Available-for-sale financial assets are included in non-current assets except where that are expected to be sold within 12 months after the end of the reporting period. All other financial assets are classified as current assets.

(iv) *Financial liabilities*

Non-derivative financial liabilities (excluding financial guarantees) are subsequently measured at amortised cost using the effective interest rate method.

Impairment

At each reporting date, the entity assesses whether there is objective evidence that a financial instrument has been impaired. Impairment losses are recognised in the Statement of Profit or Loss and Other Comprehensive Income.

l) Leases

Leases of fixed assets where substantially all the risks and benefits incidental to the ownership of the asset, but not the legal ownership are transferred to the company are classified as finance leases. Finance leases are capitalised by recording an asset and a liability at the lower of the amounts equal to the fair value of the leased property or the present value of the minimum lease payments, including any guaranteed residual values. Lease payments are allocated between the reduction of the lease liability and the lease interest expense for the period.

Leased assets are depreciated on a straight-line basis over the shorter of their estimated useful lives or the lease term. Lease payments for operating leases, where substantially all the risks and benefits remain with the lessor, are charged as expenses in the periods in which they are incurred. Lease incentives under operating leases are recognised as a liability and amortised on a straight-line basis over the life of the lease term.

m) Provisions

Provisions are recognised when the economic entity has a legal, equitable or constructive obligation to make a future sacrifice of economic benefits to other entities as a result of past transactions or other past events, it is probable that a future sacrifice of economic benefits will be required and a reliable estimate can be made of the amount of the obligation.

A provision for dividends is not recognised as a liability unless the dividends are declared, determined or publicly recommended on or before the reporting date.

n) Contributed equity

Ordinary shares are recognised at the fair value of the consideration received by the company. Any transaction costs arising on the issue of ordinary shares are recognised directly in equity as a reduction of the share proceeds received.

o) Earnings per share

Basic earnings per share is calculated by dividing the profit attributable to equity holders of the company, excluding any costs of servicing equity other than ordinary shares, by the weighted average number of ordinary shares outstanding during the financial year, adjusted for bonus elements in ordinary shares issued during the year.

Sarina and District Community Financial Services Limited
ABN 28 112 407 182
Notes to the Financial Statements
for the year ended 30 June 2015

Note 1. Summary of significant accounting policies (*continued*)

p) Goods and Services Tax

Revenues, expenses and assets are recognised net of the amount of Goods and Services Tax (GST), except where the amount of GST incurred is not recoverable from the taxation authority. In these circumstances, the GST is recognised as part of the cost of acquisition of the asset or as part of the expense.

Receivables and payables are stated with the amount of GST included. The net amount of GST recoverable from, or payable to, the taxation authority is included as part of receivables or payables in the Balance Sheet. Cash flows are included in the Statement of Cash Flows on a gross basis.

The GST components of cash flows arising from investing and financing activities which are recoverable from, or payable to, the taxation authority are classified as operating cash flows.

Note 2. Financial risk management

The company's activities expose it to a limited variety of financial risks: market risk (including currency risk, fair value interest risk and price risk), credit risk, liquidity risk and cash flow interest rate risk. The company's overall risk management program focuses on the unpredictability of financial markets and seeks to minimise potential adverse effects on the financial performance of the entity. The entity does not use derivative instruments.

Risk management is carried out directly by the board of directors.

(i) Market risk

The company has no exposure to any transactions denominated in a currency other than Australian dollars.

(ii) Price risk

The company is not exposed to equity securities price risk as it does not hold investments for sale or at fair value. The company is not exposed to commodity price risk.

(iii) Credit risk

The company has no significant concentrations of credit risk. It has policies in place to ensure that customers have an appropriate credit history. The company's franchise agreement limits the company's credit exposure to one financial institution, being Bendigo and Adelaide Bank Limited.

(iv) Liquidity risk

Prudent liquidity management implies maintaining sufficient cash and marketable securities and the availability of funding from credit facilities. The company believes that its sound relationship with Bendigo and Adelaide Bank Limited mitigates this risk significantly.

(v) Cash flow and fair value interest rate risk

Interest-bearing assets are held with Bendigo and Adelaide Bank Limited and subject to movements in market interest. Interest-rate risk could also arise from long-term borrowings. Borrowings issued at variable rates expose the company to cash flow interest-rate risk. The company believes that its sound relationship with Bendigo and Adelaide Bank Limited mitigates this risk significantly.

(vi) Capital management

The board's policy is to maintain a strong capital base so as to sustain future development of the company. The board of directors monitor the return on capital and the level of dividends to shareholders. Capital is represented by total equity as recorded in the Balance Sheet.

In accordance with the franchise agreement, in any 12 month period, the funds distributed to shareholders shall not exceed the distribution limit:

The distribution limit is the greater of:

- (a) 20% of the profit or funds of the franchisee otherwise available for distribution to shareholders in that 12 month period; and
- (b) subject to the availability of distributable profits, the relevant rate of return multiplied by the average level of share capital of the franchisee over that 12 month period where the relevant rate of return is equal to the weighted average interest rate on 90 day bank bills over that 12 month period plus 5%.

Sarina and District Community Financial Services Limited

ABN 28 112 407 182

**Notes to the Financial Statements
for the year ended 30 June 2015**

Note 2. Financial risk management (*continued*)

The board is managing the growth of the business in line with this requirement. There are no other externally imposed capital requirements, although the nature of the company is such that amounts will be paid in the form of charitable donations and sponsorship. Charitable donations and sponsorship paid for the year ended 30 June 2015 can be seen in the Statement of Profit or Loss and Other Comprehensive Income.

There were no changes in the company's approach to capital management during the year.

Note 3. Critical accounting estimates and judgements

Estimates and judgements are continually evaluated and are based on historical experience and other factors, including expectations of future events that may have a financial impact on the entity and that are believed to be reasonable under the circumstances.

The company makes estimates and assumptions concerning the future. The resulting accounting estimates will, by definition, seldom equal the related actual results.

Management has identified the following critical accounting policies for which significant judgements, estimates and assumptions are made. Actual results may differ from these estimates under different assumptions and conditions and may materially affect financial results or the financial position reported in future periods.

Further details of the nature of these assumptions and conditions may be found in the relevant notes to the financial statements.

Taxation

Judgement is required in assessing whether deferred tax assets and certain tax liabilities are recognised on the balance sheet. Deferred tax assets, including those arising from un-recouped tax losses, capital losses and temporary differences, are recognised only where it is considered more likely than not that they will be recovered, which is dependent on the generation of sufficient future taxable profits.

Assumptions about the generation of future taxable profits depend on management's estimates of future cash flows. These depend on estimates of future sales volumes, operating costs, capital expenditure, dividends and other capital management transactions. Judgements are also required about the application of income tax legislation.

These judgements and assumptions are subject to risk and uncertainty. There is therefore a possibility that changes in circumstances will alter expectations, which may impact the amount of deferred tax assets and deferred tax liabilities recognised on the balance sheet and the amount of other tax losses and temporary differences not yet recognised. In such circumstances, some or all of the carrying amount of recognised deferred tax assets and liabilities may require adjustment, resulting in corresponding credit or charge to the Statement of Profit or Loss and Other Comprehensive Income.

Estimation of useful lives of assets

The estimation of the useful lives of assets has been based on historical experience and the condition of the asset is assessed at least once per year and considered against the remaining useful life. Adjustments to useful lives are made when considered necessary.

Impairment of assets

At each reporting date, the company reviews the carrying amounts of its tangible and intangible assets that have an indefinite useful life to determine whether there is any indication that those assets have suffered an impairment loss. If any such indication exists, the recoverable amount of the asset is estimated in order to determine the extent of the impairment loss (if any). Where the asset does not generate cash flows that are independent from other assets, the consolidated entity estimates the recoverable amount of the cash-generating unit to which the asset belongs.

Recoverable amount is the higher of fair value less costs to sell and value in use. In assessing value in use, the estimated future cash flows are discounted to their present value using a pre-tax discount rate that reflects current market assessments of the time value of money and the risks specific to the asset for which the estimates of future cash flows have not been adjusted.

Sarina and District Community Financial Services Limited
ABN 28 112 407 182
Notes to the Financial Statements
for the year ended 30 June 2015

Note 3. Critical accounting estimates and judgements (continued)

Impairment of assets (continued)

If the recoverable amount of an asset (or cash-generating unit) is estimated to be less than its carrying amount, the carrying amount of the asset (cash-generating unit) is reduced to its recoverable amount. An impairment loss is recognised in profit or loss immediately, unless the relevant asset is carried at fair value, in which case the impairment loss is treated as a revaluation decrease.

Where an impairment loss subsequently reverses, the carrying amount of the asset (cash-generating unit) is increased to the revised estimate of its recoverable amount, but only to the extent that the increased carrying amount does not exceed the carrying amount that would have been determined had no impairment loss been recognised for the asset (cash-generating unit) in prior years. A reversal of an impairment loss is recognised in profit or loss immediately, unless the relevant asset is carried at fair value, in which case the reversal of the impairment loss is treated as a revaluation increase.

Note 4. Revenue from ordinary activities

| | 2015 | 2014 |
|---|-------------------------|-------------------------|
| | \$ | \$ |
| Operating activities: | | |
| - services commissions | 1,178,688 | 1,173,442 |
| Total revenue from operating activities | <u>1,178,688</u> | <u>1,173,442</u> |
| Non-operating activities: | | |
| - interest received | 7,125 | 10,749 |
| Total revenue from non-operating activities | <u>7,125</u> | <u>10,749</u> |
| Total revenues from ordinary activities | <u><u>1,185,813</u></u> | <u><u>1,184,191</u></u> |

Note 5. Expenses

| | | |
|-------------------------------------|---------------|---------------|
| Depreciation of non-current assets: | | |
| - plant and equipment | 6,481 | 11,491 |
| - leasehold improvements | 16,000 | 11,365 |
| Amortisation of non-current assets: | | |
| - franchise agreement | 2,325 | 2,325 |
| - franchise renewal fee | 11,625 | 11,625 |
| | <u>36,431</u> | <u>36,806</u> |
| Finance costs: | | |
| - interest paid | 640 | - |
| Bad debts | <u>875</u> | <u>1,001</u> |
| Loss on disposal of assets | <u>-</u> | <u>15,479</u> |

Sarina and District Community Financial Services Limited
ABN 28 112 407 182
Notes to the Financial Statements
for the year ended 30 June 2015

Note 6. Income tax expense

| | 2015 | 2014 |
|--|---------------|---------------|
| | \$ | \$ |
| The components of tax expense comprise: | | |
| - Current tax | 71,381 | 70,646 |
| - Movement in deferred tax | (4,255) | (55) |
| - Adjustment to deferred tax to reflect change to tax rate in future periods | 60 | - |
| | <u>67,186</u> | <u>70,591</u> |

The prima facie tax on profit from ordinary activities before income tax is reconciled to the income tax expense as follows

| | | |
|--|---------------|---------------|
| Operating profit | 222,238 | 235,233 |
| Prima facie tax on profit from ordinary activities at 30% | 66,671 | 70,570 |
| Add tax effect of: | | |
| - non-deductible expenses | 455 | 22 |
| - timing difference expenses | 4,255 | 54 |
| | <u>71,381</u> | <u>70,646</u> |
| Movement in deferred tax | (4,255) | (55) |
| Adjustment to deferred tax to reflect change of tax rate in future periods | 60 | - |
| | <u>67,186</u> | <u>70,591</u> |

Note 7. Cash and cash equivalents

| | | |
|--------------------------|----------------|----------------|
| Cash at bank and on hand | 95,425 | 63,045 |
| Term deposits | 455,575 | 486,101 |
| | <u>551,000</u> | <u>549,146</u> |

Note 7.(a) Reconciliation to cash flow statement

The above figures reconcile to the amount of cash shown in the statement of cash flows at the end of the financial year as follows:

| | | |
|--------------------------|----------------|----------------|
| Cash at bank and on hand | 95,425 | 63,045 |
| Term deposits | 455,575 | 486,101 |
| | <u>551,000</u> | <u>549,146</u> |

Note 8. Trade and other receivables

| | | |
|--------------------------------|---------------|---------------|
| Trade receivables | 51,481 | 48,012 |
| Prepayments | 11,358 | 7,402 |
| Other receivables and accruals | 14,622 | 22,258 |
| | <u>77,461</u> | <u>77,672</u> |

Sarina and District Community Financial Services Limited
ABN 28 112 407 182
Notes to the Financial Statements
for the year ended 30 June 2015

Note 9. Property, plant and equipment

| | 2015 | 2014 |
|-------------------------------|----------------|----------------|
| | \$ | \$ |
| Leasehold improvements | | |
| At cost | 272,731 | 270,941 |
| Less accumulated depreciation | (65,747) | (49,747) |
| | <u>206,984</u> | <u>221,194</u> |
| Plant and equipment | | |
| At cost | 56,519 | 54,759 |
| Less accumulated depreciation | (40,684) | (37,409) |
| | <u>15,835</u> | <u>17,350</u> |
| Motor vehicles | | |
| At cost | 28,681 | - |
| Less accumulated depreciation | (3,206) | - |
| | <u>25,475</u> | <u>-</u> |
| Total written down amount | <u>248,294</u> | <u>238,544</u> |

Movements in carrying amounts:

| | | |
|------------------------------|----------------|----------------|
| Leasehold improvements | | |
| Carrying amount at beginning | 221,194 | 128,838 |
| Additions | 1,790 | 111,278 |
| Disposals | - | (17,802) |
| Less: depreciation expense | (16,000) | (1,120) |
| Carrying amount at end | <u>206,984</u> | <u>221,194</u> |
| Plant and equipment | | |
| Carrying amount at beginning | 17,350 | 22,263 |
| Additions | 1,760 | 14,500 |
| Disposals | - | (13,934) |
| Less: depreciation expense | (3,275) | (5,479) |
| Carrying amount at end | <u>15,835</u> | <u>17,350</u> |
| Motor vehicles | | |
| Carrying amount at beginning | - | - |
| Additions | 28,681 | - |
| Disposals | - | - |
| Less: depreciation expense | (3,206) | - |
| Carrying amount at end | <u>25,475</u> | <u>-</u> |
| Total written down amount | <u>248,294</u> | <u>238,544</u> |

Note 10. Intangible assets

| | | |
|--------------------------------|---------------|---------------|
| Franchise fee | | |
| At cost | 82,968 | 71,625 |
| Less: accumulated amortisation | (71,625) | (69,300) |
| | <u>11,343</u> | <u>2,325</u> |
| Renewal processing fee | | |
| At cost | 114,839 | 58,126 |
| Less: accumulated amortisation | (58,126) | (46,500) |
| | <u>56,713</u> | <u>11,626</u> |
| Total written down amount | <u>68,056</u> | <u>13,951</u> |

Sarina and District Community Financial Services Limited
ABN 28 112 407 182
Notes to the Financial Statements
for the year ended 30 June 2015

| Note 11. Tax | 2015 | 2014 |
|---|----------------|----------------|
| | \$ | \$ |
| Current: | | |
| Income tax payable | <u>14,089</u> | <u>13,907</u> |
| Non-Current: | | |
| Deferred tax assets | | |
| - accruals | <u>1,144</u> | <u>-</u> |
| | <u>1,144</u> | <u>-</u> |
| Deferred tax liability | | |
| - accruals | <u>-</u> | <u>(830)</u> |
| - deductible prepayments | <u>-</u> | <u>(2,220)</u> |
| | <u>-</u> | <u>(3,050)</u> |
| Net deferred tax asset/(liability) | <u>1,144</u> | <u>(3,050)</u> |
| Movement in deferred tax charged to Statement of Profit or Loss and Other Comprehensive Income | <u>(4,194)</u> | <u>(55)</u> |
| Note 12. Trade and other payables | | |
| Current: | | |
| Trade creditors | 6,610 | 9,484 |
| Other creditors and accruals | 80,257 | 125,956 |
| | <u>86,867</u> | <u>135,440</u> |
| Note 13. Borrowings | | |
| Current: | | |
| Car Loan | <u>8,380</u> | <u>-</u> |
| Non-Current: | | |
| Car Loan | <u>19,461</u> | <u>-</u> |
| The car loan is repayable monthly with the final instalment due in January 2018. Interest is recognised at an average rate of 5.2%. The loans are secured by a fixed and floating charge over the company's assets. | | |
| Note 14. Contributed equity | | |
| 720,109 ordinary shares fully paid (2014: 720,109) | 720,109 | 720,109 |
| Less: equity raising expenses | (32,091) | (32,091) |
| | <u>688,018</u> | <u>688,018</u> |

Sarina and District Community Financial Services Limited
ABN 28 112 407 182
Notes to the Financial Statements
for the year ended 30 June 2015

Note 14. Contributed equity (*continued*)

Rights attached to shares

(a) *Voting rights*

Subject to some limited exceptions, each member has the right to vote at a general meeting.

On a show of hands or a poll, each member attending the meeting (whether they are attending the meeting in person or by attorney, corporate representative or proxy) has one vote, regardless of the number of shares held. However, where a person attends a meeting in person and is entitled to vote in more than one capacity (for example, the person is a member and has also been appointed as proxy for another member) that person may only exercise one vote on a show of hands. On a poll, that person may exercise one vote as a member and one vote for each other member that person represents as duly appointed attorney, corporate representative or proxy.

The purpose of giving each member only one vote, regardless of the number of shares held, is to reflect the nature of the company as a community based company, by providing that all members of the community who have contributed to the establishment and ongoing operation of the **Community Bank®** branch have the same ability to influence the operation of the company.

(b) *Dividends*

Generally, dividends are payable to members in proportion to the amount of the share capital paid up on the shares held by them, subject to any special rights and restrictions for the time being attaching to shares. The franchise agreement with Bendigo and Adelaide Bank Limited contains a limit on the level of profits or funds that may be distributed to shareholders. There is also a restriction on the payment of dividends to certain shareholders if they have a prohibited shareholding interest (see below).

(c) *Transfer*

Generally, ordinary shares are freely transferable. However, the directors have a discretion to refuse to register a transfer of shares.

Subject to the foregoing, shareholders may transfer shares by a proper transfer effected in accordance with the company's constitution and the *Corporations Act 2001*.

Prohibited shareholding interest

A person must not have a prohibited shareholding interest in the company.

In summary, a person has a prohibited shareholding interest if they control or own 10% or more of the shares in the company (the "10% limit").

As with voting rights, the purpose of this prohibited shareholding provision is to reflect the community-based nature of the company.

Where a person has a prohibited shareholding interest, the voting and dividend rights attaching to the shares in which the person (and his or her associates) have a prohibited shareholding interest, are suspended.

The board has the power to request information from a person who has (or is suspected by the board of having) a legal or beneficial interest in any shares in the company or any voting power in the company, for the purpose of determining whether a person has a prohibited shareholding interest. If the board becomes aware that a member has a prohibited shareholding interest, it must serve a notice requiring the member (or the member's associate) to dispose of the number of shares the board considers necessary to remedy the breach. If a person fails to comply with such a notice within a specified period (that must be between three and six months), the board is authorised to sell the specified shares on behalf of that person. The holder will be entitled to the consideration from the sale of the shares, less any expenses incurred by the board in selling or otherwise dealing with those shares.

The National Stock Exchange (NSX) has advised that in its view the prohibited shareholding provisions are appropriate and equitable but the 'base number test' is not, as a result the base number clause does not operate whilst the company remains listed on the NSX.

In the constitution, members acknowledge and recognise that the exercise of the powers given to the board may cause considerable disadvantage to individual members, but that such a result may be necessary to enforce the prohibition.

Sarina and District Community Financial Services Limited
ABN 28 112 407 182
Notes to the Financial Statements
for the year ended 30 June 2015

| | 2015 \$ | 2014 \$ |
|--|----------------|---------------|
| Note 15. Retained earnings | | |
| Balance at the beginning of the financial year | 38,898 | (64,534) |
| Net profit from ordinary activities after income tax | 155,052 | 164,642 |
| Dividends paid or provided for | (64,810) | (61,210) |
| Balance at the end of the financial year | <u>129,140</u> | <u>38,898</u> |

Note 16. Statement of cash flows

Reconciliation of profit from ordinary activities after tax to net cash provided by operating activities

| | | |
|--|----------------|----------------|
| Profit from ordinary activities after income tax | 155,052 | 164,642 |
| Non cash items: | | |
| - depreciation | 22,481 | 22,856 |
| - amortisation | 13,950 | 13,950 |
| Changes in assets and liabilities: | | |
| - (increase)/decrease in receivables | 212 | (19,351) |
| - (increase)/decrease in other assets | (1,144) | - |
| - increase/(decrease) in payables | (5,351) | 25,879 |
| - increase/(decrease) in current tax liabilities | (2,868) | (31,881) |
| Net cash flows provided by operating activities | <u>182,332</u> | <u>176,095</u> |

Note 17. Leases

Finance lease commitments

Payable - minimum lease payments:

| | | |
|---|---------------|----------|
| - not later than 12 months | 8,380 | - |
| - between 12 months and 5 years | 21,987 | - |
| - greater than 5 years | - | - |
| Minimum lease payments | <u>30,367</u> | <u>-</u> |
| Less future finance charges | (2,526) | - |
| Present value of minimum lease payments | <u>27,841</u> | <u>-</u> |

The finance lease for the car, which commenced in January 2015, is a 3-year lease. Interest is recognised at an average rate of 5.2%.

Operating lease commitments

Non-cancellable operating leases contracted for but not capitalised in the financial statements

Payable - minimum lease payments:

| | | |
|---------------------------------|----------------|---------------|
| - not later than 12 months | 36,300 | 25,876 |
| - between 12 months and 5 years | 139,150 | - |
| - greater than 5 years | - | - |
| | <u>175,450</u> | <u>25,876</u> |

The property lease is a non-cancellable lease with a five-year term, with rent payable monthly in advance. The lease was renewed on 11 April 2015 for a further 5 years.

Note 18. Auditor's remuneration

Amounts received or due and receivable by the auditor of the company for:

| | | |
|-----------------------------|--------------|--------------|
| - audit and review services | 5,050 | 4,950 |
| - non audit services | 2,789 | 2,871 |
| | <u>7,839</u> | <u>7,821</u> |

Sarina and District Community Financial Services Limited
ABN 28 112 407 182
Notes to the Financial Statements
for the year ended 30 June 2015

Note 19. Director and related party disclosures

No director of the company receives remuneration for services as a company director or committee member.

There are no executives within the company whose remuneration is required to be disclosed.

Detailed remuneration disclosures are provided in the remuneration report, included as part of the directors' report.

| Transactions with Key Management Personnel | 2015 \$ | 2014 \$ |
|---|------------|------------|
| Timothy David Kummerfeld provided consultancy services on 23/08/2013 which occurred before his appointment as a director on 26/09/2013 | - | 3,500 |
| Karen May is an employee for the company that supplied catering services and venue hire during the period. All transactions occurred at market price. | 1,500 | - |
| Key Management Personnel Shareholdings | 2015 | 2014 |
| Ordinary shares fully paid | 39,601 | 18,253 |

Detailed shareholding disclosures are provided in the remuneration report, included as part of the directors' report.

Note 20. Dividends paid or provided

a. Dividends paid during the year

| | | |
|--|---------------|---------------|
| Current year dividend | | |
| 100% (2014: 100%) franked dividend - 9 cents (2014: 8.5 cents) per share | <u>64,810</u> | <u>61,210</u> |

The tax rate at which dividends have been franked is 30% (2014: 30%).

b. Franking account balance

Franking credits available for subsequent reporting periods are:

| | | |
|--|----------------|----------------|
| - franking account balance as at the end of the financial year | 161,426 | 118,004 |
| - franking credits that will arise from payment of income tax as at the end of the financial year | 14,123 | 13,817 |
| - franking debits that will arise from the payment of dividends recognised as a liability at the end of the financial year | - | - |
| Franking credits available for future financial reporting periods: | 175,549 | 131,821 |
| - franking debits that will arise from payment of dividends proposed or declared before the financial report was authorised for use but not recognised as a distribution to equity holders during the period | - | - |
| Net franking credits available | <u>175,549</u> | <u>131,821</u> |

Note 21. Earnings per share

| | | |
|--|---------------|---------------|
| (a) Profit attributable to the ordinary equity holders of the company used in calculating earnings per share | 155,052 | 164,642 |
| | Number | Number |
| (b) Weighted average number of ordinary shares used as the denominator in calculating basic earnings per share | 720,109 | 720,109 |

Sarina and District Community Financial Services Limited
ABN 28 112 407 182
Notes to the Financial Statements
for the year ended 30 June 2015

Note 22. Events occurring after the reporting date

There have been no events after the end of the financial year that would materially affect the financial statements.

Note 23. Contingent liabilities and contingent assets

There were no contingent liabilities or contingent assets at the date of this report to affect the financial statements.

Note 24. Segment reporting

The economic entity operates in the service sector where it facilitates **Community Bank®** services in Sarina and surrounding districts, Queensland pursuant to a franchise agreement with Bendigo and Adelaide Bank Limited.

Note 25. Registered office/Principal place of business

The entity is a company limited by shares, incorporated and domiciled in Australia. The registered office and principal place of business is:

Registered Office
37 Broad Street
Sarina QLD 4737

Principal Place of Business
37 Broad Street
Sarina QLD 4737

Sarina and District Community Financial Services Limited
ABN 28 112 407 182
Notes to the Financial Statements
for the year ended 30 June 2015

Note 26. Financial instruments

Financial Instrument Composition and Maturity Analysis

The table below reflects the undiscounted contractual settlement terms for all financial instruments, as well as the settlement period for instruments with a fixed period of maturity and interest rate.

| Financial instrument | Floating interest | | Fixed interest rate maturing in | | | | | | Non interest bearing | | Weighted average | |
|------------------------------|-------------------|--------|---------------------------------|---------|-------------------|------|--------------|------|----------------------|--------|------------------|------|
| | | | 1 year or less | | Over 1 to 5 years | | Over 5 years | | | | | |
| | 2015 | 2014 | 2015 | 2014 | 2015 | 2014 | 2015 | 2014 | 2015 | 2014 | 2015 | 2014 |
| | \$ | \$ | \$ | \$ | \$ | \$ | \$ | \$ | \$ | \$ | % | % |
| Financial assets | | | | | | | | | | | | |
| Cash and cash equivalents | 95,016 | 62,636 | 455,575 | 486,101 | - | - | - | - | 409 | 409 | 1.24 | 1.82 |
| Receivables | - | - | - | - | - | - | - | - | 51,481 | 48,012 | N/A | N/A |
| Financial liabilities | | | | | | | | | | | | |
| Interest bearing liabilities | - | - | 8,380 | - | 19,461 | - | - | - | - | - | 4.38 | Nil |
| Payables | - | - | - | - | - | - | - | - | 6,610 | 9,484 | N/A | N/A |

Net Fair Values

The net fair values of financial assets and liabilities approximate the carrying values as disclosed in the balance sheet. The company does not have any unrecognised financial instruments at the year end.

Credit Risk

The maximum exposure to credit risk at balance date to recognised financial assets is the carrying amount of those assets as disclosed in the balance sheet and notes to the financial statements.

There are no material credit risk exposures to any single debtor or group of debtors under financial instruments entered into by the economic entity.

Interest Rate Risk

Interest rate risk refers to the risk that the value of a financial instrument or cash flows associated with the instrument will fluctuate due to changes in market interest rates. Interest rate risk arises from the interest bearing financial assets and liabilities in place subject to variable interest rates, as outlined above.

Sensitivity Analysis

The company has performed sensitivity analysis relating to its exposure to interest rate risk at balance date. This sensitivity analysis demonstrates the effect on the current year results and equity which could result from a change in interest rates.

As at 30 June 2015, the effect on profit and equity as a result of changes in interest rate, with all other variables remaining constant would be as follows:

| | 2015 | 2014 |
|---------------------------------|-------|-------|
| | \$ | \$ |
| Change in profit/(loss) | | |
| Increase in interest rate by 1% | 5,228 | 5,487 |
| Decrease in interest rate by 1% | 5,228 | 5,487 |
| Change in equity | | |
| Increase in interest rate by 1% | 5,228 | 5,487 |
| Decrease in interest rate by 1% | 5,228 | 5,487 |


Sarina and District Community Financial Services Limited
ABN 28 112 407 182
Directors' Declaration

In accordance with a resolution of the directors of Sarina and District Community Financial Services Limited, we state that:


In the opinion of the directors:

- (a) the financial statements and notes of the company are in accordance with the *Corporations Act 2001*, including:
 - (i) giving a true and fair view of the company's financial position as at 30 June 2015 and of its performance for the financial year ended on that date; and
 - (ii) complying with Accounting Standards, the Corporations Regulations 2001 and other mandatory professional reporting requirements; and
- (b) there are reasonable grounds to believe that the company will be able to pay its debts as and when they become due and payable.
- (c) the audited remuneration disclosures set out in the remuneration report section of the directors' report comply with Accounting Standard AASB124 Related Party Disclosures and the Corporations Regulations 2001.

This declaration is made in accordance with a resolution of the board of directors.



Karen Lesley May, Chairman



Jeffrey William Burt, Secretary

Signed on the 31st of August 2015.

Independent auditor's report to the members of Sarina and District Community Financial Services Limited

Report on the financial report

We have audited the accompanying financial report of Sarina and District Community Financial Services Limited, which comprises the balance sheet as at 30 June 2015, statement of profit or loss and other comprehensive income, statement of changes in equity and statement of cash flows for the year then ended, a summary of significant accounting policies and other explanatory notes and the directors' declaration.

Directors' responsibility for the financial report

The directors of the company are responsible for the preparation and presentation of the financial report that gives a true and fair view in accordance with Australian Accounting Standards and the *Corporations Act 2001*. This responsibility includes establishing and maintaining internal controls relevant to the preparation and presentation of the financial report that is free from material misstatement, whether due to fraud or error; selecting and applying appropriate accounting policies; and making fair accounting estimates that are reasonable in the circumstances. In note 1, the directors also state in accordance with Accounting Standard AASB 101 Presentation of Financial Statements that the financial statements comply with International Financial Reporting Standards.

Auditor's responsibility

Our responsibility is to express an opinion on the financial report based on our audit. We conducted our audit in accordance with Australian Auditing Standards. These standards require that we comply with relevant ethical requirements relating to audit engagements and plan and perform the audit to obtain reasonable assurance whether the financial report is free from material misstatement.

An audit involves performing procedures to obtain audit evidence about the amounts and disclosures in the financial report. The procedures selected depend on our judgement, including the assessment of the risks of material misstatement of the financial report, whether due to fraud or error. In making those risk assessments, we consider internal controls relevant to the entity's preparation and fair presentation of the financial report in order to design audit procedures that are appropriate in the circumstances, but not for the purpose of expressing an opinion on the effectiveness of the entity's internal control. An audit also includes evaluating the appropriateness of accounting policies used and the reasonableness of accounting estimates made by the directors, as well as evaluating the overall presentation of the financial report.

Our audit did not involve an analysis of the prudence of business decisions made by directors or management.

We performed the procedures to assess whether in all material respects the financial report presents fairly, in accordance with the *Corporations Act 2001* and Australian Accounting Standards, a true and fair view which is consistent with our understanding of the company's financial position and of its performance.

We believe that the audit evidence we have obtained is sufficient and appropriate to provide a basis for our audit opinion.

Independence

In conducting our audit we have complied with the independence requirements of the *Corporations Act 2001*. We have given to the directors of the company a written auditor's independence declaration, a copy of which is included in the directors' report.

Auditor's opinion on the financial report

In our opinion:

1. The financial report of Sarina and District Community Financial Services Limited is in accordance with the *Corporations Act 2001* including giving a true and fair view of the company's financial position as at 30 June 2015 and of its financial performance and its cash flows for the year then ended and complying with Australian Accounting Standards and the Corporations Regulations 2001.
2. The financial report also complies with International Financial Reporting Standards as issued by the International Accounting Standards Board.

Report on the remuneration report

We have audited the remuneration report included in the directors' report for the year ended 30 June 2015. The directors of the company are responsible for the preparation and presentation of the remuneration report in accordance with section 300A of the *Corporations Act 2001*. Our responsibility is to express an opinion on the remuneration report, based on our audit conducted in accordance with Australian Auditing Standards.

Auditor's opinion on the remuneration report

In our opinion, the remuneration report of Sarina and District Community Financial Services Limited for the year ended 30 June 2015, complies with section 300A of the *Corporations Act 2001*.



Andrew Frewin Stewart
61 Bull Street, Bendigo Vic 3550



David Hutchings
Lead Auditor

Dated: 31 August 2015