

FORM: Half yearly/preliminary final report

Name of issuer

North Ryde Community Finance Limited

ACN or ARBN

74 112 673 506

Half yearly
(tick)

✓

Preliminary
final (tick)

Half year/financial year ended
('Current period')

31 December 2013

For announcement to the market

Extracts from this statement for announcement to the market (see note 1).

Extracts from this statement for announcement to the market (see note 1).

				\$A,000
Revenue (item 1.1)	down	7%	to	495
Profit (loss) for the period (item 1.9)	down	43%	to	98
Profit (loss) for the period attributable to members of the parent (item 1.11)	Down	43%	to	98
Dividends				
Franking rate applicable:				
Final dividend (preliminary final report only)(item 10.13-10.14)				
Amount per security	-			-
Franked amount per security	-			-
Interim dividend (Half yearly report only) (item 10.11 – 10.12)				
Amount per security	-			-
Franked amount per security	8¢			8¢
Short details of any bonus or cash issue or other item(s) of importance not previously released to the market:				
n/a				

Consolidated income statement *(The figures are not equity accounted)**(see note 3)**(as per paragraphs 81-85 and 88-94 of AASB 101: Presentation of Financial Statements)*

	Current period - \$A'000	Previous corresponding period - \$A'000
1.1 Revenues <i>(item 7.1)</i>	495	530
1.2 Expenses, excluding finance costs <i>(item 7.2)</i>	(361)	(287)
1.3 Finance costs	-	-
1.4 Share of net profits (losses) of associates and joint ventures <i>(item 15.7)</i>	-	-
1.5 Profit (loss) before income tax	134	243
1.6 Income tax expense <i>(see note 4)</i>	36	71
1.7 Profit (loss) from continuing operations	-	-
1.8 Profit (loss) from discontinued operations <i>(item 13.3)</i>	-	-
1.9 Profit (loss) for the period	98	172
1.10 Profit (loss) attributable to minority interests	-	-
1.11 Profit (loss) attributable to members of the parent	98	172
1.12 Basic earnings per security <i>(item 9.1)</i>	9.28¢	16.21¢
1.13 Diluted earnings per security <i>(item 9.1)</i>	9.28¢	16.21¢
1.14 Dividends per security <i>(item 9.1)</i>	8¢	8¢

Comparison of half-year profits*(Preliminary final statement only)*

	Current period - \$A'000	Previous corresponding period - \$A'000
2.1 Consolidated profit (loss) after tax attributable to members reported for the 1st half year <i>(item 1.11 in the half yearly statement)</i>	-	-
2.2 Consolidated profit (loss) after tax attributable to members for the 2nd half year	-	-

Consolidated balance sheet

(See note 5)

(as per paragraphs 68-69 of AASB 101: Financial Statement Presentation)

Current assets		Current period - \$A'000	Previous corresponding period - \$A'000
3.1	Cash and cash equivalents	1263	1,168
3.2	Trade and other receivables	79	81
3.3	Inventories	-	-
3.4	Other current assets (provide details if material)		
3.5	Total current assets	1342	1,249
Non-current assets			
3.6	Available for sale investments	-	-
3.7	Other financial assets	176	141
3.8	Investments in associates	-	-
3.9	Deferred tax assets	-	-
3.10	Exploration and evaluation expenditure capitalised (see para. 71 of AASB 1022 – new standard not yet finalised)	-	-
3.11	Development properties (mining entities)	-	-
3.12	Property, plant and equipment (net)	136	148
3.13	Investment properties	-	-
3.14	Goodwill	-	-
3.15	Other intangible assets	20	34
3.16	Other (provide details if material)	-	-
3.17	Total non-current assets	332	323
3.18	Total assets	1674	1,572
Current liabilities			
3.19	Trade and other payables	24	16
3.20	Short term borrowings	-	-
3.21	Current tax payable	6	59
3.22	Short term provisions	11	8
3.23	Current portion of long term borrowings	-	-
3.24	Other current liabilities (provide details if material)	-	-
		41	83
3.25	Liabilities directly associated with non-current assets classified as held for sale (para 38 of AASB 5)	-	-
3.26	Total current liabilities	41	83

Non-current liabilities			
		Current period - \$A'000	Previous corresponding period - \$A'000
3.27	Long-term borrowings	-	-
3.28	Deferred tax liabilities	4	7
3.29	Long term provisions	7	5
3.30	Other (provide details if material)	-	-
3.31	Total non-current liabilities	11	12
3.32	Total liabilities	52	95
3.33	Net assets	1622	1,477
Equity			
3.34	Share capital	1,012	1,012
3.35	Other reserves	-	-
3.36	Retained earnings	610	465
	Amounts recognised directly in equity relating to non-current assets classified as held for sale	-	-
3.37	Parent interest	-	-
3.38	Minority interest	-	-
3.39	Total equity	1622	1,477

Consolidated statement of changes in equity

(as per paragraphs 96-97 of AASB 101: Presentation of Financial Statements)

	Current period – A\$'000	Previous corresponding period – A\$'000
Revenues recognised directly in equity:	-	-
Expenses recognised directly in equity:	-	-
4.1 Net income recognised directly in equity	-	-
4.2 Profit for the period	98	172
4.3 Total recognised income and expense for the period	98	172
Attributable to:		
4.4 Members of the parent	98	172
4.5 Minority interest	-	-
Effect of changes in accounting policy (as per AASB 108: Accounting Policies, Changes in Accounting Estimates and Errors):		
4.6 Members of the parent entity	-	-
4.7 Minority interest	-	-

Consolidated statement of cash flows

(See note 6)

(as per AASB 107: Cash Flow Statements)

		Current period - \$A'000	Previous corresponding period - \$A'000
	Cash flows related to operating activities		
5.1	Receipts from customers	469	466
5.2	Payments to suppliers and employees	(376)	(270)
5.3	Interest and other costs of finance paid	-	-
5.4	Income taxes paid	(78)	(47)
5.5	Other (dividends and interest received)	33	32
5.6	Net cash used in operating activities	48	181
	Cash flows related to investing activities		
5.7	Payments for purchases of property, plant and equipment	(3)	-
5.8	Proceeds from sale of property, plant and equipment	-	-
5.9	Payment for purchases of equity investments	-	-
5.10	Proceeds from sale of equity investments	-	-
5.11	Loans to other entities	-	-
5.12	Loans repaid by other entities	-	-
5.13	Interest and other items of similar nature received	-	-
5.14	Dividends received	-	-
5.15	Other (provide details if material)	-	-
5.16	Net cash used in investing activities	(3)	-
	Cash flows related to financing activities		
5.17	Proceeds from issues of securities (shares, options, etc.)	-	-
5.18	Proceeds from borrowings	-	-
5.19	Repayment of borrowings	-	-
5.20	Dividends paid	(85)	(85)
5.21	Other (provide details if material)	-	-
5.22	Net cash used in financing activities	(85)	(85)
	Net increase (decrease) in cash and cash equivalents		96
5.23	Cash at beginning of period (see <i>Reconciliations of cash</i>)	1,303	1,071
5.24	Exchange rate adjustments to item 5.23	-	-
5.25	Cash at end of period (see <i>Reconciliation of cash</i>)	1,263	1,167

Reconciliation of cash provided by operating activities to profit or loss

(as per paragraph Aus20.1 of AASB 107: Cash Flow Statements)

		Current period \$A'000	Previous corresponding period \$A'000
6.1	Profit <i>(item 1.9)</i>	98	172
	Adjustments for:		
6.2	Depreciation	8	9
6.3	Amortisation	7	7
6.4			
6.5	(Increase)/decrease in receivables	(17)	(7)
6.6	(Increase)/decrease in other assets	(21)	(26)
6.7	Increase/(decrease) in payables	11	(1)
6.8	Increase/(decrease) in provisions	5	3
6.9	Increase/(decrease) in tax liabilities	(43)	24
6.10	Net cash from operating activities <i>(item 5.6)</i>	48	181

Notes to the financial statements

Details of revenues and expenses

(see note 16)

(Where items of income and expense are material, disclose nature and amount below in accordance with paragraphs 86-87 of AASB 101: Presentation of Financial Statements)

	Current period - \$A'000	Previous corresponding period - \$A'000
Revenue		
Services commissions	465	499
Interest	23	27
Other revenue	7	5
7.1 Total Revenue	495	530
Expenses		
Employee benefits expense	(214)	(167)
Charitable donations, sponsorship, advertising and promotion	(35)	(10)
Occupancy and associated costs	(45)	(44)
Systems costs	(8)	(8)
Depreciation and amortisation expense	(15)	(16)
Finance costs	-	-
General administration expenses	(44)	(42)
7.2 Total Expenses	(361)	(287)
Profit (loss) before tax	134	243

Ratios

	Current period	Previous corresponding period
Profit before tax / revenue		
8.1 Consolidated profit (loss) before tax (item 1.5) as a percentage of revenue (item 1.1)	27%	46%
Profit after tax / equity interests		
8.2 Consolidated profit (loss) after tax attributable to members (item 1.11) as a percentage of equity (similarly attributable) at the end of the period (item 3.37)	6%	12%

Earnings per Security

- 9.1 Provide details of basic and fully diluted EPS in accordance with paragraph 70 and Aus 70.1 of AASB 133: Earnings per Share below:

	Current period	Previous corresponding period
Profit/(loss) attributable to the ordinary equity holders of the company used in calculating earnings per share	98	172
Weighted average number of ordinary shares used as the denominator in calculating basic earnings per share	1,058,759	1,058,759
Weighted average number of ordinary shares used as the denominator in calculating diluted earnings per share (if different from basic)	9.28	16.21

Dividends

- 10.1 Date the dividend is payable

- 10.2 Record date to determine entitlements to the dividend (i.e. on the basis of registrable transfers received up to 5.00 pm if paper based, or by 'End of Day' if a proper ASTC/CHESS transfer)

- 10.3 If it is a final dividend, has it been declared?

(Preliminary final report only)

- 10.4 The *dividend or distribution plans* shown below are in operation.

The last date(s) for receipt of election notices to the *dividend or distribution plans*

- 10.5 Any other disclosures in relation to *dividends or distributions*

Dividends paid or provided for on all securities

(as per paragraph Aus126.4 of AASB 101: Presentation of Financial Statements)

	Current period - \$A'000	Previous corresponding period - \$A'000	Franking rate applicable
Dividends paid or provided for during the reporting period			
10.6 Current year interim	85	85	-
10.7 Franked dividends	-	-	-
10.8 Previous year final	-	-	-
10.9 Franked dividends	-	-	-
Dividends proposed and not recognised as a liability			
10.10 Franked dividends	-	-	-

Dividends per security

(as per paragraph Aus126.4 of AASB 101: Presentation of Financial Statements)

	Current year	Previous year	Franking rate applicable
Dividends paid or provided for during the reporting period			
10.11 Current year interim	-	-	-
10.12 Franked dividends – cents per share	-	-	-
10.13 Previous year final	8¢	8¢	-
10.14 Franked dividends – cents per share	-	-	-
Dividends proposed and not recognised as a liability			
10.15 Franked dividends – cents per share	-	-	-

Exploration and evaluation expenditure capitalised

To be completed only by issuers with mining interests if amounts are material. Include all expenditure incurred regardless of whether written off directly against profit

	Current period \$A'000	Previous corresponding period \$A'000
11.1 Opening balance	-	-
11.2 Expenditure incurred during current period	-	-
11.3 Expenditure written off during current period	-	-
11.4 Acquisitions, disposals, revaluation increments, etc.	-	-
11.5 Expenditure transferred to Development Properties	-	-
11.6 Closing balance as shown in the consolidated balance sheet (item 3.10)	-	-

Development properties

(To be completed only by issuers with mining interests if amounts are material)

	Current period \$A'000	Previous corresponding period \$A'000
12.1 Opening balance	-	-
12.2 Expenditure incurred during current period	-	-
12.3 Expenditure transferred from exploration and evaluation	-	-
12.4 Expenditure written off during current period	-	-
12.5 Acquisitions, disposals, revaluation increments, etc.	-	-
12.6 Expenditure transferred to mine properties	-	-
12.7 Closing balance as shown in the consolidated balance sheet (item 3.11)	-	-

Discontinued Operations

(see note 18)

(as per paragraph 33 of AASB 5: Non-current Assets Held for Sale and Discontinued Operations)

	Current period – A\$'000	Previous corresponding period – A\$'000
13.1 Revenue	-	-
13.2 Expense	-	-
13.3 Profit (loss) from discontinued operations before income tax	-	-
13.4 Income tax expense <i>(as per para 81 (h) of AASB 112)</i>	-	-
13.5 Gain (loss) on sale/disposal of discontinued operations	-	-
13.6 Income tax expense <i>(as per paragraph 81(h) of AASB 112)</i>	-	-

Movements in Equity

(as per paragraph 97 of AASB 101: Financial Statement Presentation)

		Number issued	Number listed	Paid-up value (cents)	Current period – A\$'000	Previous correspondin g period – A\$'000
14.1	Preference securities <i>(description)</i>					
14.2	Balance at start of period	-	-	-	-	-
14.3	a) Increases through issues	-	-	-	-	-
14.4	a) Decreases through returns of capital, buybacks etc.	-	-	-	-	-
14.5	Balance at end of period	-	-	-	-	-
14.6	Ordinary securities <i>(ordinary shares fully paid)</i>					
14.7	Balance at start of period	1,058,759	1,058,759	100	1,059	1,059
14.8	a) Increases through issues	-	-	-	-	-
14.9	b) Decreases through returns of capital, buybacks etc.	-	-	-	-	-
14.10	Balance at end of period	1,058,759	1,058,759	100	1,059	1,059
14.11	Convertible Debt Securities <i>(description & conversion factor)</i>					
14.12	Balance at start of period	-	-	-	-	-
14.13	a) Increases through issues	-	-	-	-	-
14.14	b) Decreases through maturity, converted.	-	-	-	-	-
14.15	Balance at end of period	-	-	-	-	-

		Number issued	Number listed	Paid-up value (cents)	Current period – A\$'000	Previous correspondin g period – A\$'000
14.16	Options <i>(description & conversion factor)</i>					
14.17	Balance at start of period	-	-	-	-	-
14.18	Issued during period	-	-	-	-	-
14.19	Exercised during period	-	-	-	-	-
14.20	Expired during period	-	-	-	-	-
14.21	Balance at end of period	-	-	-	-	-
14.22	Debentures <i>(description)</i>					
14.23	Balance at start of period	-	-	-	-	-
14.24	a) Increases through issues	-	-	-	-	-
14.25	b) Decreases through maturity, converted	-	-	-	-	-
14.26	Balance at end of period	-	-	-	-	-
14.27	Unsecured Notes <i>(description)</i>					
14.28	Balance at start of period	-	-	-	-	-
14.29	a) Increases through issues	-	-	-	-	-
14.30	b) Decreases through maturity, converted	-	-	-	-	-
14.31	Balance at end of period	-	-	-	-	-
14.32	Total Securities	1,058,759	1,058,759	100	1,059	1,059

		Current period – A\$'000	Previous corresponding period – A\$'000
Reserves			
14.33	Balance at start of period	-	-
14.34	Transfers to/from reserves	-	-
14.35	Total for the period	-	-
14.36	Balance at end of period	-	-
14.37	Total reserves	-	-
Retained earnings			
14.38	Balance at start of period	597	378
14.39	Changes in accounting policy	-	-
14.40	Restated balance	-	-
14.41	Profit for the balance	98	172
14.42	Total for the period	-	-
14.43	Dividends	(85)	(85)
14.44	Balance at end of period	610	465

Details of aggregate share of profits (losses) of associates and joint venture entities

(equity method)

(as per paragraph Aus 37.1 of AASB 128: Investments in Associates and paragraph Aus 57.3 of AASB 131: Interests in Joint Ventures)

Name of associate or joint venture entity

Reporting entities percentage holding

		Current period - \$A'000	Previous corresponding period - \$A'000
15.1	Profit (loss) before income tax	-	-
15.2	Income tax	-	-
15.3	Profit (loss) after tax	-	-
15.4	Impairment losses	-	-
15.5	Reversals of impairment losses	-	-
15.6	Share of non-capital expenditure contracted for (excluding the supply of inventories)	-	-
15.7	Share of net profit (loss) of associates and joint venture entities	-	-

Control gained over entities having material effect

(See note 8)

16.1 Name of *issuer* (or *group*)

		\$A'000
16.2	Consolidated profit (loss) after tax of the <i>issuer</i> (or <i>group</i>) since the date in the current period on which control was acquired	-
16.3	Date from which profit (loss) in <i>item 16.2</i> has been calculated	-
16.4	Profit (loss) after tax of the <i>issuer</i> (or <i>group</i>) for the whole of the previous corresponding period	-

Loss of control of entities having material effect*(See note 8)*17.1 Name of *issuer* (or *group*)17.2 Consolidated profit (loss) after tax of the entity (or *group*) for the current period to the date of loss of control17.3 Date from which the profit (loss) in *item 17.2* has been calculated17.4 Consolidated profit (loss) after tax of the entity (or *group*) while controlled during the whole of the previous corresponding period

17.5 Contribution to consolidated profit (loss) from sale of interest leading to loss of control

\$A'000
-
-
-
-

Material interests in entities which are not controlled entities*The economic entity has an interest (that is material to it) in the following entities.*

		Percentage of ownership interest (ordinary securities, units etc) held at end of period or date of disposal		Contribution to profit (loss) (<i>item 1.9</i>)	
18.1	Equity accounted associated entities	Current period	Previous corresponding period	Current period \$A'000	Previous corresponding period \$A'000
				<i>Equity accounted</i>	
		-	-	-	-
		-	-	-	-
		-	-	-	-
18.2	Total	-	-	-	-
18.3	Other material interests			Non equity accounted (i.e. part of <i>item 1.9</i>)	
		-	-	-	-
		-	-	-	-
18.4	Total	-	-	-	-

Reports for industry and geographical segments

Information on the industry and geographical segments of the entity must be reported for the current period in accordance with AASB 114: Segment Reporting. Because of the different structures employed by entities, a pro forma is not provided. Segment information should be completed separately and attached to this statement. However, the following is the personation adopted in the Appendices to AASB 114 and indicates which amount should agree with items included elsewhere in this statement.

		Current period - \$A'000	Previous corresponding period - \$A'000
	Segments		
	Revenue:		
19.1	External sales	-	-
19.2	Inter-segment sales	-	-
19.3	Total (consolidated total equal to <i>item 1.1</i>)	-	-
19.4	Segment result	-	-
19.5	Unallocated expenses	-	-
19.6	Operating profit (equal to <i>item 1.5</i>)	-	-
19.7	Interest expense	-	-
19.8	Interest income	-	-
19.9	Share of profits of associates	-	-
19.10	Income tax expense	-	-
19.11	Net profit (consolidated total equal to <i>item 1.9</i>)	-	-
	Other information	-	-
19.12	Segment assets	-	-
19.13	Investments in equity method associates	-	-
19.14	Unallocated assets	-	-
19.15	Total assets (equal to <i>item 3.18</i>)	-	-
19.16	Segment liabilities	-	-
19.17	Unallocated liabilities	-	-
19.18	Total liabilities (equal to <i>item 3.32</i>)	-	-
19.19	Capital expenditure	-	-
19.20	Depreciation	-	-
19.21	Other non-cash expenses	-	-

NTA Backing

(see note 7)

20.1	Current period	Previous corresponding period
Net tangible asset backing per ordinary security	\$1.52	\$1.37

Non-cash financing and investing activities

Details of financing and investing transactions which have had a material effect on consolidated assets and liabilities but did not involve cash flows are as follows. If an amount is quantified, show comparative amount.

21.1	n/a
------	-----

International Financial Reporting Standards

Under paragraph 39 of AASB 1: First –time Adoption of Australian Equivalents to International Financial Reporting Standards, an entity's first Australian-equivalents-to-IFRS's financial report shall include reconciliations of its equity and profit or loss under previous GAAP to its equity and profit or loss under Australian equivalents to IFRS's. See IG63 in the appendix to AASB 1 for guidance.

22.1	n/a
------	-----

Under paragraph 4.2 of AASB 1047: Disclosing the Impacts of Adopting Australian Equivalents to International Financial Reporting Standards, an entity must disclose any known or reliably estimable information about the impacts on the financial report had it been prepared using the Australian equivalents to IFRSs or if the aforementioned impacts are not known or reliably estimable, a statement to that effect.

22.2	n/a
------	-----

Comments by directors

Comments on the following matters are required by the Exchange or, in relation to the half yearly statement, by AASB 134: Interim Financial Reporting. The comments do not take the place of the directors' report and statement (as required by the Corporations Act) but may be incorporated into the directors' report and statement. For both half yearly and preliminary final statements, if there are no comments in a section, state NIL. If there is insufficient space in comment, attach notes to this statement.

Basis of accounts preparation

If this statement is a half yearly statement, it is a general purpose financial report prepared in accordance with the listing rules and AASB 134: Interim Financial Reporting. It should be read in conjunction with the last annual report and any announcements to the market made by the issuer during the period. This report does not include all notes of the type normally included in an annual financial report.

A description of each event since the end of the current period which has had a material effect and is not related to matters already reported, with financial effect quantified (if possible). In a half yearly report, provide explanatory comments about any seasonal or irregular factors affecting operations (as per paragraphs 16(b), 16(b) and Aus 16.1 of AASB 134: Interim Financial Reporting)

There are no matters or circumstances that have arisen since the end of the half year reporting period that have significantly affected or may significantly affect the operations of the company, the results of those operations or the state of affairs of the company.

Any other factors which have affected the results in the period, or which are likely to affect results in the future, including those where the effect could not be quantified.

n/a

Franking credits available and prospects for paying fully or partly franked dividends for at least the next year

Franking Credits currently available are: \$321,342.47

The amount of dividends to be paid is assessed by the board at the conclusion of each financial year. The Board expect that future dividend payments will be fully franked.

Changes in accounting policies, estimation methods and measurement bases since the last annual report are disclosed as follows.

(Disclose changes in the half yearly statement in accordance with paragraph 16(a) of AASB 134: Interim Financial Reporting. Disclose changes in the preliminary final statement in accordance with paragraphs 28-29 of 108: Accounting Policies, Changes in Accounting Estimates and Errors.)

n/a

An *issuer* shall explain how the transition from previous GAAP to Australian equivalents to IFRS' affected its reported financial position, financial performance and cash flows. *(as per paragraph 38 of AASB 1: First-time Adoption of Australian Equivalents to International Financial Reporting Standards)*

n/a

Revisions in estimates of amounts reported in previous periods. For half yearly reports the nature and amount of revisions in estimates of amounts reported in previous annual reports if those revisions have a material effect in this half year *(as per paragraph 16(d) of AASB 134: Interim Financial Reporting)*

n/a

Changes in contingent liabilities or assets. For half yearly reports, changes in contingent liabilities and contingent assets since the last annual report *(as per paragraph 16(j) of AASB 134: Interim Financial Reporting)*

n/a

The nature and amount of items affecting assets, liabilities, equity, profit or loss, or cash flows that are unusual because of their nature, size or incidence *(as per paragraph 16(c) of AASB 134: Interim Financial Reporting)*

n/a

Effect of changes in the composition of the entity during the interim period, including business combinations, acquisition or disposal of subsidiaries and long-term investments, restructurings and discontinued operations *(as per paragraph 16(i) of AASB 134: Interim Financial Reporting)*

n/a

Annual meeting

(Preliminary final statement only)

The annual meeting will be held as follows:

Place

Date

Time

Approximate date the annual report will be available

Compliance statement

1. This statement has been prepared under accounting policies which comply with accounting standards as defined in the *Corporations Act* or other standards acceptable to the Exchange (see note 13).

Identify other standards used

--

2. This statement, and the financial statements under the *Corporations Act* (if separate), use the same accounting policies.

3. This statement does give a true and fair view of the matters disclosed (see note 2).


4. This statement is based on financial statements to which one of the following applies:

- ☐ The financial statements have been audited. ☒ The financial statements have been subject to review by a registered auditor (or overseas equivalent).
- ☐ The financial statements are in the process of being audited or subject to review. ☐ The financial statements have *not* yet been audited or reviewed.

5. If the accounts have been or are being audited or subject to review details of any qualifications are attached.

6. The *issuer* has a formally constituted audit committee.

Sign here:


(Director/Company secretary)

Date:

7-3-14

Print name: ...GRAHAM McMASTER.....

Notes

1. **For announcement to the market** The percentage changes referred to in this section are the percentage changes calculated by comparing the current period's figures with those for the previous corresponding period. Do not show percentage changes if the change is from profit to loss or loss to profit, but still show the amount of the change up or down. If changes in accounting policies or procedures have had a material effect on reported figures, do not show either directional or percentage changes in profits. Explain the reason for the omissions in the note at the end of the announcement section. *Issuers* are encouraged to attach notes or fuller explanations of any significant changes to any of the items in page 1. The area at the end of the announcement section can be used to provide a cross reference to any such attachment.
2. **True and fair view** If this statement does not give a true and fair view of a matter (for example, because compliance with an Accounting Standard is required) the *issuer* must attach a note providing additional information and explanations to give a true and fair view.
3. **Consolidated statement of financial performance**
 - Item 1.1 The definition of "revenue" is set out in *AASB 118: Revenue*
 - Item 1.6 This item refers to the total tax attributable to the amount shown in *item 1.5*. Tax includes income tax and capital gains tax (if any) but excludes taxes treated as expenses from ordinary activities (eg. fringe benefits tax).
4. **Income tax** If the amount provided for income tax in this statement differs (or would differ but for compensatory items) by more than 15% from the amount of income tax *prima facie* payable on the profit before tax, the issuer must explain in a note the major items responsible for the difference and their amounts. The rate of tax applicable to the franking amount per dividend should be inserted in the heading for the column "Franking rate applicable" for items in *section 9*.
5. **Consolidated statement of financial position**

Format The format of the consolidated statement of financial position should be followed as closely as possible. However, additional items may be added if greater clarity of exposition will be achieved, provided the disclosure still meets the requirements of *AASB 134: Interim Financial Reporting*, and *AASB 101: Presentation of Financial Statements*. Banking institutions, trusts and financial institutions may substitute a clear liquidity ranking for the Current/Non-Current classification.

Basis of revaluation If there has been a material revaluation of non-current assets (including investments) since the last annual report, the *issuer* must describe the basis of revaluation adopted. The description must meet the requirements of *AASB 116: Property, Plant and Equipment*. If the *issuer* has adopted a procedure of regular revaluation, the basis for which has been disclosed and has not changed, no additional disclosure is required.
6. **Consolidated statement of cash flows** For definitions of "cash" and other terms used in this statement see *AASB 107: Cash Flow Statements*. *Issuers* should follow the form as closely as possible, but variations are permitted if the *directors* (in the case of a trust, the management company) believe that this presentation is inappropriate. However, the presentation adopted must meet the requirements of *AASB 107*.
7. **Net tangible asset backing** Net tangible assets are determined by deducting from total tangible assets all claims on those assets ranking ahead of the ordinary *securities* (i.e. all liabilities, preference shares, outside equity interests, etc). Mining *issuers* are *not* required to state a net tangible asset backing per ordinary *security*.
8. **Gain and loss of control over entities** The gain or loss must be disclosed if it has a material effect on the consolidated financial statements. Details must include the

contribution for each gain or loss that increased or decreased the *issuer's* consolidated operating profit (loss) after tax by more than 5% compared to the previous corresponding period.

9. **Equity accounting** If an *issuer* adopts equity accounting, no comparative equity accounting figures are required in the first period following its adoption.
10. **Rounding of figures** This statement anticipates that the information required is given to the nearest \$1,000. However, an *issuer* may report exact figures, if the \$A'000 headings are amended. If an *issuer* qualifies under ASIC Class Order 98/0100 dated 15 July 2004, it may report to the nearest million dollars, or to the nearest \$100,000, if the \$A'000 headings are amended.
11. **Comparative figures** Comparative figures are to be presented in accordance with AASB 101: *Presentation of Financial Statements* or AASB 134: *Interim Financial Reporting* as appropriate and are the unadjusted figures from the last annual or half year report as appropriate. However, if the previously reported figures are adjusted to achieve greater comparability, in accordance with an accounting standard or other reason, a note explaining the adjustment must be included with this statement. If no adjustment is made despite a lack of comparability, a note explaining the position should be attached.
12. **Additional information** An *issuer* may disclose additional information about any matter, and must do so if the information is material to an understanding of the financial statements. The information may be an expansion of the material contained in this statement, or contained in a note attached to the statement. The requirement under the listing rules for an *issuer* to complete this statement does not prevent the *issuer* issuing statements more frequently. Additional material lodged with the ASIC under the *Corporations Act* must also be given to the *Exchange*. For example, a *directors'* report and declaration, if lodged with the ASIC, must be given to the *Exchange*.
13. **Accounting Standards** the *Exchange* will accept, for example, the use of International Accounting Standards for *foreign issuers*. If the standards used do not address a topic, the Australian standard on that topic (if one exists) must be complied with.
14. **Borrowing corporations** This statement may be able to be used by an *issuer* required to comply with the *Corporations Act* as part of its half yearly financial statements if prepared in accordance with Australian Accounting Standards.
15. **Details of expenses** AASB 101: *Presentation of Financial Statements* requires disclosure of expenses according to either their nature or function. For foreign entities, there are similar requirements in other accounting standards accepted by the *Exchange*. *Issuers* must disclose details of expenses using the layout (by nature or function) employed in their accounts.

The information in *items 7.1 - 7.2* may be provided in an attachment to Appendix 3

Relevant items AASB 101: *Presentation of Financial Statements* requires the separate disclosure of specific revenues and expenses which are of a size, nature or incidence that disclosure is *relevant*, as defined in AASB 101, in explaining the financial performance of the *issuer*. There is an equivalent requirement in AASB 134: *Interim Financial Reporting*. For foreign entities, there are similar requirements in other accounting standards accepted by the *Exchange*.

16. **Dollars** If reporting is not in A\$, all references to \$A must be changed to the reporting currency. If reporting is not in thousands of dollars, all references to "000" must be changed to the reporting value.
17. **Discontinuing operations**

Entities must either provide a description of any significant activities or events relating to

discontinuing operations equivalent to that required by *paragraph 7.5 (g) of AASB 134: Interim Financial Reporting*, or, the details of discontinuing operations they are required to disclose in their accounts in accordance with *AASB 5: Non-current Assets for Sale and Discontinued Operations*


In any case, the information may be provided as an attachment to this Appendix 3.

ASIC registered agent number 9984

7051 15 July 2001 1/1

lodging party or agent name AFS & ASSOCIATES PTY LTD
office, level, building name or PO Box no.
street number & name 61 - 65 BULL STREET
suburb/city BENDIGO state/territory VIC postcode 3551
telephone (03) 5443 0344
facsimile (03) 5443 5304
DX number suburb/city

ASS. ☐ REQ-A ☐
CASH. ☐ REQ-P ☐
PROC. ☐



Australian Securities & Investments Commission

notification of

• Half Yearly Reports

(to be lodged within 75 days of the end of the accounting period)

form **7051**

(ASX Form 1001)
Corporations Act 2001
285(2), 286(1), 320

Disclosing entity

Please complete A, B or C.

A a company

name NORTH RYDE COMMUNITY FINANCE LIMITED
A.C.N. 112 673 506

B a body (other than a company)

name
A.R.B.N. (if applicable)

C a registered scheme

name
A.R.S.N.

Financial period

from 1 / 7 /13 to 31 /12 /13

Certification

I certify that the attached documents comprise the half yearly reports together with every other document that is required to be lodged with the reports by a disclosing entity under the Corporations Act 2001.

Signature

This form is to be signed by:

if a company or a body a director or secretary or the equivalent
if a registered scheme a director or secretary of the responsible entity acting in that capacity

name of responsible entity

A.C.N.

name of person signing (print)

GRAHAM McMASTER capacity CHAIRMAN

sign here

Graham McMaster

date 7 / 3 / 14

Small Business (less than 20 employees), please provide an estimate of the time taken to complete this form

Include

- The time actually spent reading the instructions, working on the question and obtaining the information
- The time spent by all employees in collecting and providing this information

hrs mins

HALF YEARLY REPORTS

North Ryde
Community Finance Limited

Financial Statements

for the half-year ended

31 December 2013

North Ryde Community Finance Limited
ABN 74 112 673 506
Directors' Report

Your directors submit the financial report of the company for the half-year ended 31 December 2013.

Directors

The names of directors who held office during the half year and until the date of this report are as below:

Graham John McMaster

Harold Anthony Wise

Helen Patricia Perrin

Phillip Warren Perrin ("Steve")

Ivan John Petch

Robert John Talbot

Thomas Gordon MacAulay

Principal Activities

The principal activity of the company during the financial period was facilitating **Community Bank®** services under management rights to operate a franchised branch of Bendigo and Adelaide Bank Limited.

Review and Results of Operations

Operations have continued to perform in line with expectations. The net profit of the company for the financial period after the provision of income tax was: \$98,261 [2012: \$171,597].


Matters Subsequent to the End of the Reporting Period

There are no matters or circumstances that have arisen since the end of the half year reporting period that have significantly affected or may significantly affect the operations of the company, the results of those operations or the state of affairs of the company.

Auditors' Independence Declaration

A copy of the auditors' independence declaration as required under section 307C of the *Corporations Act 2001* is set out on page 2.


Signed in accordance with a resolution of the directors at North Ryde, New South Wales on 7 March 2014.


Graham John McMaster, Chairman

Lead auditor's independence declaration under section 307C of the *Corporations Act 2001* to the directors of North Ryde Community Finance Limited

I declare that, to the best of my knowledge and belief, during the half-year ended 31 December 2013 there have been no contraventions of:

- the auditor independence requirements as set out in the Corporations Act 2001 in relation to the review
- any applicable code of professional conduct in relation to the review.



Graeme Stewart
Andrew Frewin Stewart
61 Bull Street, Bendigo Vic 3550

Dated: 7 March 2014

North Ryde Community Finance Limited
ABN 74 112 673 506
Statement of Comprehensive Income
for the half-year ended 31 December 2013

	2013	2012
	\$	\$
Revenue from ordinary activities	494,874	530,224
Employee benefits expense	(214,595)	(167,326)
Charitable donations, sponsorship, advertising and promotion	(34,659)	(9,783)
Occupancy and associated costs	(44,854)	(43,901)
Systems costs	(7,915)	(8,090)
Depreciation and amortisation expense	(14,978)	(15,653)
General administration expenses	(43,766)	(42,521)
	<hr/>	<hr/>
Profit before income tax expense	134,107	242,950
Income tax expense	(35,846)	(71,353)
	<hr/>	<hr/>
Profit after income tax expense	98,261	171,597
	<hr/>	<hr/>
Total comprehensive income for the year attributable to members	98,261	171,597
	<hr/> <hr/>	<hr/> <hr/>
Earnings per Share	c	c
Basic from profit for the period:	9.28	16.21

The accompanying notes form part of these financial statements.

North Ryde Community Finance Limited
ABN 74 112 673 506
Balance Sheet
as at 31 December 2013

	31-Dec 2013 \$	30-Jun 2013 \$
ASSETS		
Current Assets		
Cash assets	1,262,784	1,303,174
Financial assets	176,647	155,887
Trade and other receivables	78,917	62,172
Total Current Assets	<u>1,518,348</u>	<u>1,521,233</u>
Non-Current Assets		
Property, plant and equipment	135,763	139,840
Intangible assets	19,762	26,738
Total Non-Current Assets	<u>155,525</u>	<u>166,578</u>
Total Assets	<u>1,673,873</u>	<u>1,687,811</u>
LIABILITIES		
Current Liabilities		
Trade and other payables	23,387	12,763
Current tax liabilities	6,284	48,717
Provisions	10,980	7,695
Total Current Liabilities	<u>40,651</u>	<u>69,175</u>
Non-Current Liabilities		
Provisions	6,985	5,745
Deferred tax liabilities	3,971	4,186
Total Non-Current Liabilities	<u>10,956</u>	<u>9,931</u>
Total Liabilities	<u>51,607</u>	<u>79,106</u>
Net Assets	<u>1,622,266</u>	<u>1,608,705</u>
Equity		
Issued capital	1,012,038	1,012,038
Retained earnings	610,228	596,667
Total Equity	<u>1,622,266</u>	<u>1,608,705</u>

The accompanying notes form part of these financial statements.

North Ryde Community Finance Limited
ABN 74 112 673 506
Statement of Changes in Equity
for the half-year ended 31 December 2013

	Issued Capital \$	Retained Earnings \$	Total Equity \$
Balance at 1 July 2012	1,012,038	377,949	1,389,987
Total comprehensive income for the year	<u>-</u>	<u>171,597</u>	<u>171,597</u>
	1,012,038	549,546	1,561,584
Transactions with owners in their capacity as owners:			
Shares issued during period	-	-	-
Costs of issuing shares	-	-	-
Dividends provided for or paid	<u>-</u>	<u>(84,700)</u>	<u>(84,700)</u>
Balance at 31 December 2012	<u>1,012,038</u>	<u>464,846</u>	<u>1,476,884</u>
 Balance at 1 July 2013	 1,012,038	 596,667	 1,608,705
Total comprehensive income for the year	<u>-</u>	<u>98,261</u>	<u>98,261</u>
	1,012,038	694,928	1,706,966
Transactions with owners in their capacity as owners:			
Shares issued during period	-	-	-
Costs of issuing shares	-	-	-
Dividends provided for or paid	<u>-</u>	<u>(84,700)</u>	<u>(84,700)</u>
Balance at 31 December 2013	<u>1,012,038</u>	<u>610,228</u>	<u>1,622,266</u>

The accompanying notes form part of these financial statements.

North Ryde Community Finance Limited
ABN 74 112 673 506
Cash Flow Statement
for the half-year ended 31 December 2013

	2013	2012
	\$	\$
Cash Flows From Operating Activities		
Receipts from customers	469,484	465,967
Payments to suppliers and employees	(375,660)	(269,858)
Interest received	26,095	32,174
Dividends received	6,846	-
Income taxes paid	(78,494)	(47,086)
Interest paid	(36)	-
Net cash provided by operating activities	<u>48,235</u>	<u>181,197</u>
Cash Flows From Investing Activities		
Payments for property, plant and equipment	(3,925)	-
Net cash used in investing activities	<u>(3,925)</u>	<u>-</u>
Cash Flows From Financing Activities		
Dividends paid	(84,700)	(84,700)
Net cash used in financing activities	<u>(84,700)</u>	<u>(84,700)</u>
Net increase/(decrease) in cash held	(40,390)	96,497
Cash at the beginning of the financial year	1,303,174	1,071,299
Cash at the end of the half-year	<u><u>1,262,784</u></u>	<u><u>1,167,796</u></u>

The accompanying notes form part of these financial statements.

North Ryde Community Finance Limited
ABN 74 112 673 506
Notes to the financial statements
for the half-year ended 31 December 2013

Note 1. Summary of Significant Accounting Policies

Statement of Compliance

The half-year financial statements are a general purpose financial report prepared in accordance with the requirements of the *Corporations Act 2001* and Australian Accounting Standard *AASB 134: Interim Financial Reporting*. Compliance with AASB 134 ensures compliance with International Financial Reporting Standard *IAS 34: Interim Financial Reporting*.

Basis of Preparation

The half-year financial report is intended to provide users with an update on the latest annual financial statements and does not include all the notes of the type normally included in an annual financial report. Accordingly the report shall be read in conjunction with the annual financial report for the year ended 30 June 2013 and any public announcements made by the company during the period.

The same accounting policies and methods of computation have been followed in this interim financial report as were applied in the most recent annual financial statements and the previous corresponding interim period.

The half-year financial report has been prepared on an accruals basis and is based on historical costs modified by the revaluation of selected non-current assets, financial assets and financial liabilities for which the fair value basis of accounting has been applied.

New and amended Accounting Standards adopted by the company

The following Australian Accounting Standards and amendments to Australian Accounting Standards have become mandatory for adoption for the financial year commencing on 1 July 2013:

AASB 10 Consolidated Financial Statements, AASB 11 Joint Arrangements, AASB 12 Disclosure of Interests in Other Entities, AASB 128 Investments in Associates and Joint Ventures, AASB 127 Separate Financial Statements and AASB 2011-7 Amendments to Australian Accounting Standards arising from the Consolidation and Joint Arrangements Standards.

AASB 2012-10 Amendments to Australian Accounting Standards – Transition Guidance and other Amendments which provides an exemption from the requirement to disclose the impact of the change in accounting policy on the current period.

AASB 13 Fair Value Measurement and AASB 2011-8 Amendments to Australian Accounting Standards arising from AASB 13.

AASB 119 Employee Benefits (September 2011) and AASB 2011-10 Amendments to Australian Accounting Standards arising from AASB 119 (September 2011).

AASB 2012-5 Amendments to Australian Accounting Standards arising from Annual Improvements 2009-2011 Cycle.

AASB 2012-2 Amendments to Australian Accounting Standards – Disclosures – Offsetting Financial Assets and Financial Liabilities.

North Ryde Community Finance Limited
ABN 74 112 673 506
Notes to the financial statements
for the half-year ended 31 December 2013

Note 1. Summary of Significant Accounting Policies (continued)

New and amended Accounting Standards adopted by the company (continued)

The adoption of the revised AASB 119 Employee Benefits resulted in a change to the entity's accounting for employees' annual leave obligations. As the entity does not expect all annual leave to be taken within 12 months of the end of the reporting period, the annual leave obligations are now classified as long-term employee benefits in their entirety. This changes the measurement of these obligations, as the entire obligation is now measured using the present value of the estimated future cash outflows to be made for those benefits. However, the impact of this change is considered immaterial since the majority of the annual leave is still expected to be taken within 12 months after the end of the reporting period.

None of the remaining new standards and amendments to standards that are mandatory for the first time for the financial year beginning 1 July 2013 affected any of the amounts recognised in the current period or any prior period and are not likely to affect future periods. There were no other new or revised Accounting Standards and Interpretations effective for the current reporting period relevant to the company that were not disclosed in the annual financial report for the year ended 30 June 2013.

The company has not elected to apply any pronouncements before their mandatory operative date in the annual reporting period beginning 1 July 2013.

Note 2. Events Subsequent to Reporting Date

There have been no events subsequent to reporting date that would materially effect the financial statements at the reporting date.

Note 3. Contingent Assets and Liabilities

There were no contingent assets or liabilities at the date of this report to affect the financial statements.

Note 4. Segment Reporting

The economic entity operates in a single service sector where it facilitates community banking services in North Ryde, New South Wales pursuant to a franchise agreement with Bendigo and

North Ryde Community Finance Limited
ABN 74 112 673 506
Notes to the financial statements
for the half-year ended 31 December 2013

Note 5. Dividends Paid/Provided

	<u>2013</u> <u>Cents</u>	<u>2013</u> <u>\$</u>	<u>2012</u> <u>Cents</u>	<u>2012</u> <u>\$</u>
Dividend declared and paid during the period:	8	84,700	8	84,700
100% fully franked (2012: 100%)				

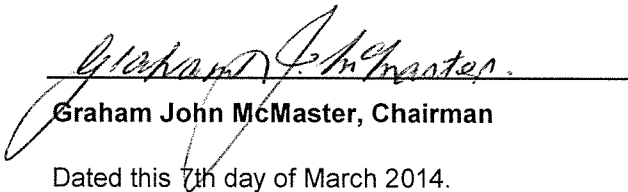
North Ryde Community Finance Limited
ABN 74 112 673 506
Directors' Declaration

In the opinion of the directors of North Ryde Community Finance Limited ("the company"):

- 1 The financial statements and notes thereto are in accordance with the *Corporations Act 2001* including:
 - (a) giving a true and fair view of the financial position of the entity as at 31 December 2013 and of its performance, as represented by the results of its operations and cash flows for the half-year ended on that date;
 - (b) complying with Australian Accounting Standard *AASB 134 Interim Financial Reporting* and the *Corporations Regulations 2001*; and
- 2 There are reasonable grounds to believe that the company will be able to pay its debts as and when they become due and payable.

Signed in accordance with a resolution of the directors made pursuant to s.303(5) of the *Corporations Act 2001*.

This declaration is made in accordance with a resolution of the board of directors.



Graham John McMaster, Chairman

Dated this 7th day of March 2014.

Independent auditor's review report to the members of North Ryde Community Finance Limited

Report on the half-year financial report

We have reviewed the accompanying half-year financial report of North Ryde Community Finance Limited, which comprises the balance sheet as at 31 December 2013, the statement of comprehensive income, statement of changes in equity and cash flow statement for the half-year ended on that date, notes comprising a summary of significant accounting policies and other explanatory information and the directors' declaration.

Directors' responsibility for the half-year financial report

The directors of the company are responsible for the preparation of the half-year financial report that gives a true and fair view in accordance with Australian Accounting Standards (including the Australian Accounting Interpretations) and the *Corporations Act 2001*. This responsibility includes designing, implementing and maintaining internal control relevant to the preparation and fair presentation of the half-year financial report that is free from material misstatement, whether due to fraud or error; selecting and applying appropriate accounting policies; and making accounting estimates that are reasonable in the circumstances.

Auditor's responsibility

Our responsibility is to express a conclusion on the half-year financial report based on our review. We conducted our review in accordance with the Auditing Standard on Review Engagements ASRE 2410: Review of a Financial Report Performed by the Independent Auditor of the Entity, in order to state whether, on the basis of the procedures described, we have become aware of any matter that makes us believe that the half-year financial report is not in accordance with the *Corporations Act 2001* including: giving a true and fair view of the company's financial position as at 31 December 2013 and its performance for the half-year ended on that date; and complying with Accounting Standard AASB 134: Interim Financial Reporting and the Corporations Regulations 2001. As the auditor of North Ryde Community Finance Limited, ASRE 2410 requires that we comply with the ethical requirements relevant to the audit of the annual financial report.

A review of a half-year financial report consists of making enquiries, primarily of persons responsible for financial and accounting matters, and applying analytical and review procedures. A review is substantially less in scope than an audit conducted in accordance with Australian Auditing Standards and consequently does not enable us to obtain assurance that we would become aware of all significant matters that might be identified in an audit. Accordingly, we do not express an audit opinion.

While we considered the effectiveness of management's internal controls over financial reporting when determining the nature and extent of our procedures, our review was not designed to provide assurance on internal controls.

Our review did not involve an analysis of the prudence of business decisions made by directors or management.

Independence

In conducting our review we have complied with the independence requirements of the *Corporations Act 2001*.

Auditor's opinion

Based on our review, which is not an audit, we have not become aware of any matter that makes us believe that the half-year financial report of North Ryde Community Finance Limited is not in accordance with the *Corporations Act 2001* including:

- a) giving a true and fair view of the company's financial position at 31 December 2013 and of its performance for the half-year ended on that date
- b) complying with Accounting Standard AASB 134: Interim Financial Reporting and the Corporations Regulations 2001.



Graeme Stewart

Andrew Frewin Stewart

61 Bull Street Bendigo Vic 3550

Dated: 7 March 2014